

## MIDDLE TENNESSEE STATE

## Winthrop Eagles

2021-22 Record: 2-0, 0-0 Big South

2020-21 Final Record: 23-2, 17-1 Big South

Head Coach: Mark Prosser (1st season/6th overall)

Winthrop/Career Record: 2-0/44-76

Big South Record: 0-0



## Middle Tennessee State

2021-22 Record: 2-0, 0-0 C-USA

2020-21 Final Record: 5-18, 3-13 C-USA

Head Coach: Nick McDewitt (4th season/9th overall)

MTSU/Career Record: 26-62/123-128

C-USA Record: 15-37

## WINTHROP



## TIP-INS

- Off to a 2-0 start for the second straight season
- For the first time since 2012-13 the Eagles are led by a new head coach as Mark Prosser begins his tenure at the helm of the Winthrop program
- Eagles coming off their 11th NCAA Appearance and back-to-back Big South Conference Titles
- Winthrop has won the Big South Conference Title three out of the past five seasons (2016-17 / 2019-20 / 2020-21)
- Posted the best record in the history of the program for winning percentage last season (.920 - previous mark is .818 set by the 2006-07 team)
- Winthrop finished 5th in the 2020-21 Collegian.com Mid-Major Top 25
- Moved into the Top 25 this week coming in at 23rd
- Eagles also received votes in the final USA Today Coaches Poll (9 straight weeks) and AP Top 25 Poll (5 straight weeks)
- Eagles are 45-5 in their last 50 games overall

## HOW THEY MATCHUP



99.0	Scoring	84.5
.554	FG%	.529
.482	3FG%	.333
13.5	3FGM PG	8.5
.643	FT%	.727
39.0	Rebounding	30.0
19.0	Assists	13.5
6.5	Steals	11.0
5.0	Blocks	4.0
10.5	Turnovers PG	10.5
81.5	Scoring Defense	55.0
.473	FG% Defense	.441
.415	3FG% Defense	.333
+5.5	Rebound Margin	+0.5
+3.5	Turnover Margin	+13.5
W2	W/L Streak	W2

## GAME INFORMATION

Games 3: Winthrop at Middle Tennessee State

Nov. 16, 2021 | 7 p.m.

Murfreesboro, Tenn. | Murphy Center

Radio: Winthrop Sports Network

Station:

94.3 FM | WGNC AM1450/101.1FM | ESPN730

Play-by-Play: Dave Friedman

Analyst: Mike Pacheco

Television: CUSA.tv

Play-by-Play: n/a

Analyst: n/a

---Series History vs. Middle Tennessee State---

Overall.....first meeting

Last Meeting .....first meeting

Result .....first meeting

Current Streak .....first meeting

at Murphy Center .....first meeting

Current Streak at Murphy Centerfirst meeting

In Overtime .....first meeting

Most Points (Winthrop) .....first meeting

Most Points (MTSU).....first meeting

Prosser vs. MTSU).....first meeting

## 2021-22 Schedule/Results

## 2-0, 0-0 Big South

## NOVEMBER (2-0)

9	Mary Baldwin	W, 110-78
13	Mercer (Homecoming)	W, 88-85 (OT)
16	at Middle Tennessee (C-USA TV)	7 p.m.
20	at Vanderbilt (SECN+)	8 p.m.
22	at Washington State	9 p.m.
27	at Washington	10 p.m.

## DECEMBER (0-0)

1	Hartford	7:30 p.m.
4	at Coastal Carolina (ESPN+)	TBA
7	Furman	7 p.m.
11	\$ Carver College	7 p.m.
15	at Elon (FloHoops)	7 p.m.
21	+ vs. Mississippi State	7 p.m.
31	Converse College	1 p.m.

## JANUARY (0-0)

5	* at High Point	7 p.m.
8	* Campbell	2 p.m.
12	* UNC Asheville	7 p.m.
15	* at Charleston Southern	5:30 p.m.
19	* at Presbyterian College	7 p.m.
22	* Gardner-Webb	2 p.m.
26	* at USC Upstate	6 p.m.
29	* at Longwood	3 p.m.

## FEBRUARY (0-0)

2	* North Carolina A&T	7 p.m.
5	* at Hampton	5:30 p.m.
9	* Radford	7 p.m.
12	* Presbyterian College	4:30 p.m.
16	* at Gardner-Webb	7 p.m.
19	* at UNC Asheville	4:30 p.m.
23	* USC Upstate	7 p.m.
26	* Charleston Southern	2 p.m.

## MARCH (0-0)

1-6 Big South Tournament TBA

\$ No Room For Racism Classic (Rock Hill Events Center)

+ Played in Jackson, Miss. (Mississippi Coliseum)

\* Big South Conference Game

# Big South Tournament

All Games (EST)

All home/away Big South games on ESPN+ unless otherwise noted

## PROBABLE STARTERS

11 BUGGS  
Gr. ▶ Guard

MIN. 20.5  
PPG 3.5  
RPG 1.0  
APG 6.0  
FG% 1.000  
3FG% 1.000

32 CORBIN  
R-Jr. ▶ Guard

MIN. 21.0  
PPG 7.0  
RPG 3.0  
APG 1.5  
FG% 46.2  
3FG% 28.6

3 ANUMBA  
Sr. ▶ Guard

MIN. 24.5  
PPG 6.0  
RPG 4.0  
APG 0.5  
FG% 33.3  
3FG% 25.0

12 HIGHTOWER  
Sr. ▶ Forward

MIN. 23.0  
PPG 15.0  
RPG 5.0  
APG 1.5  
FG% 50.0  
3FG% 60.0

30 BURNS JR.  
R-Jr. ▶ Forward

MIN. 23.0  
PPG 23.0  
RPG 7.0  
APG 2.0  
FG% 72.4  
FT% 50.0

Athletic Communications/MBB Contact  
Brett Redden - Asst. AD for Communications  
(803) 367-1649 / reddennb@winthrop.edu

# 2021-22 WINTHROP BASKETBALL ROSTER

## NUMERICAL ROSTER

NO.	NAME	YR.	POS.	HT.	WT.	HOMETOWN/PREVIOUS SCHOOL
0	Russell Jones Jr.	Jr.	G	5-8	175	Blythewood, S.C. / Westwood H.S.
1	Toneari Lane	So.	G	6-5	210	Atlanta, Ga. / Grayson H.S.
2	Sin'Cere McMahon	So.	G	6-1	167	Indianapolis, Ind. / Western Carolina
3	Micheal Anumba	Sr.	G	6-4	205	Montecchio Emilia, Italy / Loreto Sixth Form College
4	Kelton Talford	So.	F	6-7	195	Great Falls, S.C. / Great Falls H.S.
5	Patrick Good	Gr.	G	6-0	175	Johnson City, Tenn. / East Tennessee State
10	Cameron Whiteside	Jr.	G	6-5	187	Thomasville, N.C. / UVA Wise
11	Drew Buggs	Gr.	G	6-3	195	Long Beach, Calif. / Missouri
12	Cory Hightower	R-Jr.	F	6-7	222	Flint, Mich. / Western Carolina
13	Nate Buss	R-Sr.	G	5-11	175	Verona, Wisc. / Madison College
21	Jamal King	Jr.	G	6-5	230	Goldsboro, N.C. / Wayne Christian School
30	D.J. Burns Jr.	R-Jr.	F	6-9	260	Rock Hill, S.C. / Tennessee
32	Josh Corbin	R-So.	G	6-3	185	Gahanna, Ohio / Gahanna Lincoln
33	Chase Claxton	Jr.	F	6-7	180	Greenville, S.C. / Legacy Early College

## COACHING STAFF

**Head Coach**—Mark Prosser (Marist, '02)

**Assistant Coach**—Tony Rack (Northern Kentucky, '12)

**Assistant Coach**—Ben Betts (Roanoke College, '90)

**Assistant Coach**—Brett Ferguson (Michigan State, '11)

**Director of Basketball Operations**—Mitchell Hill (Tennessee Tech, '15)

**Video Coordinator**: Matt Erps (Winthrop, '18)

**Dir. of Player Development**: Monty Sanders (Elon, '09)

## RADIO / TV PLAYER PHOTO CHART

## PRONUNCIATION GUIDE

<b>1-Toneari Lane</b>	TUH-NAR-E
<b>3-Micheal Anumba</b>	UH-NOOM-BUH
<b>4-Kelton Talford</b>	TAL-FERD



Russell Jones  
G, 5-8, Jr.  
Blythewood, S.C.




Toneari Lane  
G, 6-5, So.  
Atlanta, Ga.



Sin'Cere  
G, 6-1, So.  
Indianapolis, Md.




Micheal Anumba  
G, 6-5, Sr.  
Reggio Emilia, Italy




Kelton Talford  
F, 6-7, So.  
Great Falls, S.C.



Patrick Good  
G, 6-0, Gr.  
Johnson City, Tenn.



Cameron Whiteside  
G, 6-5, Jr.  
Thomasville, N.C.



Drew Buggs  
G, 6-3, Gr.  
Long Beach, Ca.



Cory Hightower  
F, 6-7, R-Jr.  
Flint, Mich.



Nate Buss  
G, 5-11, R-Sr.  
Verona, Wisc.



Jamal King  
G, 6-5, Jr.  
Goldsboro, N.C.



D.J. Burns  
F, 6-9, R-So.  
Rock Hill, S.C.



Josh Corbin  
G, 6-3, R-So.  
Gahanna, Ohio



Chase Claxton  
F, 6-7, Jr.  
Greenville, S.C.



Mark Prosser  
HEAD COACH



**WINTHROP**  
B A S K E T B A L L

# EAGLE EYE VIEW OF THE TEAM

## *WINTHROP VERSUS MIDDLE TENNESSEE STATE/CONFERENCE USA*

- This marks the first ever meeting between the Eagles and Blue Raiders
- Winthrop is 4-4 all-time against Conference USA opponent and 3-3 in road games
- The last matchup against someone from Conference USA came Nov. 29, 2008 at home against East Carolina in a 63-60 loss
- The last road game against Conference USA opponent came Jan. 5, 2008 at Marshall (Lost 67-62 in OT)
- Eagles have dropped two straight against Conference USA members

## *ON THIS DATE (Nov. 16)*

- Eagles are 5-5 all-time on this date and 0-2 on the road
- In 1981 the Eagles were involved in the lowest scoring combined score in program history in a 29-22 win over Lander
- In 2007 the Eagles earned a 72-58 win over Illinois-Chicago in the Paradise Jam in St. Thomas (Virgin Islands)
- Taj McCullough scored 21 points and nabbed seven boards to lead the Eagles over Illinois-Chicago
- In 2018 Josh Corbin and D.J. Burns Jr. each scored 18 points off the bench to help the Eagles to a 103-59 win over Mid-Atlantic Christian
- Russell Jones Jr. also added double-figures with 15 points and had six assists

## *EAGLES ON THE ROAD*

- Have the nation's current top win streak on the road with 12 in a row
- Have an all-time road mark of 249-348 and 198-296 at the NCAA D1 level
- Eagles have won 10 road games in each of the last two seasons and at least 10 in three of the last five seasons
- Over the last five seasons the Eagles have a 46-25 road record
- Last trip to the state of Tennessee came Nov. 14, 2019 on the back end of a four-game road trip to start the season as the Eagles fell 61-58 at ETSU
- Eagles last win in the state of Tennessee came Nov. 28, 2018 at Tennessee Tech (82-70)
- This game is the start of a four game road trip, with the first two being played in Tennessee (at MTSU/at Vanderbilt)

## *TEAM NEWS*

- Coming off an 88-85 overtime win over Mercer after rallying from a 15-point deficit (Trailed by nine with 52 seconds left)
- Eagles trailed by 11 points at the half as they rallied from a double-digit halftime deficit for the first time since Jan. 5, 2019
- That year they trailed UNC Asheville 31-19 in the conference opener
- The win was the fifth straight for the Eagles at home
- Posted 110 points in the season-opener, the 8th most points scored in a single-game by a Winthrop team
- Mark Prosser is the 7th head coach in program history and he became the 7th to win in their first game coaching the Eagles
- Off to a 2-0 for the second straight season
- Prosser joined Steve Vacendak, Gregg Marshall and Randy Peele as the only coaches to start their Winthrop career 2-0
- Marshall and Peele are the only ones to start 3-0
- Since joining the Big South in 1985-86, the Eagles have a non-conference record of 261-247
- Through two games the Eagles have 105 points from their bench for a 52.5 average
- For the past two seasons the Eagles have featured one of the top teams nationally in bench scoring
- In 2019-20 the team had 41 double-figure contributions off the bench and averaged 33.0 per game (2nd nationally)
- In 2020-21 the Eagles finished second again in bench scoring with 36.0 ppg and had 41 double-figure contributions (in nine fewer games than the previous year)
- The Eagles have won 34 straight games in which they lead at the half and 38-1 over the last three seasons (96-10 since the start of the 2015-16 season/110-19 since the 2014-15 season)
- In the last 146 victories, the Eagles have won by double-figures in 96 of them (66%)
- Over the last 9 seasons Winthrop is 121-37 when attempting 20 or more free throws, 33-4 when attempting 30 or more and 7-0 when attempting 40 or more
- During that same time span, Winthrop is 67-58 when it has less than 20 free throw attempts
- In the last 9 seasons Winthrop is 53-8 when making 10 or more threes and attempting 20 or more free throws in same game
- In the last 9 seasons the Eagles are 139-19 when leading at the half, 38-73 when trailing and 10-3 when tied
- In regular season Big South contests they are 98-14 when leading at the half, 24-34 when trailing and 5-3 when tied

## *TEAM STREAKS*

- Have won 12 straight road games (longest active road winning streak (D1) at 12)

# EAGLE EYE VIEW OF THE TEAM

- The 12 straight road wins is a school record (previous mark was 9 set by the 1980-81 team and also a stretch between the 2006-07/2007-08 seasons)
- Have won five straight home games
- Have hit at least one three-point basket in 287 consecutive games overall
- Had a streak of 85 straight games making five or more three-point baskets come to an end in the opening game of the Longwood series

## MARK PROSSER

- In his first season as head coach of the Eagles and 5th season overall as a head coach
- Came to the Eagles have three years as head coach of Western Carolina
- In his second season with the Catamounts he and his staff put together the nation's second biggest turnaround in D1 men's basketball (12-win improvement)
- Spent six seasons at Winthrop as an Associate Head Coach (Assistant coach - 1st year)
- Holds a career record of 44-76 (39-53 at the NCAA D1 level)
- Graduated from Marist and then became a student assistant three seasons before joining the staff at Wofford as an assistant coach in 2002-03
- After one season he became an assistant coach at Bucknell (2003-08)
- While at Bucknell, the Bison upset Kansas in the 2005 NCAA Tournament
- Returned to Wofford as an assistant coach in 2008 where he remained until taking the head coaching job at Brevard College in 2011-12
- After one season he left Brevard to join the Winthrop coaching staff

## LOOKING BACK AT 2020-21

- Captured a second straight Big South Championship and earned a 12-seed in the NCAA Tournament
- It was the program's 13th Big South Championship and 11th NCAA Appearance
- Finished 5th in the final CollegeInsider.com Mid-Major Top 25
- Received votes in both the AP and ESPN Coaches Top 25 final polls
- Posted an overall record of 23-2 after a 16-0 start
- Set a program record with 21 straight wins, one win shy of tying the Big South record with the 2010-11 Coastal Carolina team
- Eagles set a new standard with a program record .920 winning percentage
- Led the Big South in scoring for a 5th straight season
- Featured one of the premier rebounding teams in the country, finishing 9th in rebound margin (+8.7), 10th in rebounds per game and 14th in offensive rebounds (12.96)
- Finished second in the nation in bench points (36.0 ppg)
- Tied for first nationally in true road wins



Mary Baldwin - D.J. Burns Jr.  
 Mercer - Russell Jones Jr.  
 at Middle Tennessee -  
 at Vanderbilt -  
 at Washington State -  
 at Washington -  
 Hartford -  
 at Coastal Carolina -  
 Furman -  
 Carver -  
 at Elon -  
 at Mississippi State -  
 Converse -  
 at High Point -  
 Campbell -  
 UNC Asheville -  
 at Charleston Sou. -  
 at Presbyterian College -  
 Gardner-Webb -  
 at USC Upstate -  
 at Longwood -  
 N.C. A&T -  
 at Hampton -  
 Radford -  
 Presbyterian College -  
 at Gardner-Webb -  
 at UNC Asheville -  
 USC Upstate -  
 Charleston Sou. -

## AN EAGLES WIN WOULD...

- Mark a 13th straight road win and extend the nation's longest current streak
- Give the Eagles back-to-back years starting 3-0
- Make Mark Prosser the 3rd Winthrop coach to start 3-0 in first season
- Give the program 745 victories all-time
- Be the 604th all-time at the NCAA D1 level

## WINTHROP

### All-Time Head Coaches (Wins)

Coach	Wins	Losses	Pct.
Gregg Marshall	194	83	.700
Pat Kelsey	186	95	.663
Nield Gordon	160	100	.615
Randy Peele	77	82	.484
Steve Vacendak	74	98	.430
Dan Kenney	51	113	.311
Mark Prosser	2	0	1.000



# 2021-22 EAGLE TRENDS

## THE EAGLES RECORD

Overall: 2-0  
 At home: 2-0  
 On the road: 0-0  
 At a neutral site: 0-0  
 In the Big South: 0-0  
 Big South Home: 0-0  
 Big South Away: 0-0  
 Overtime: 0-0  
 Night Tip: 1-0  
 Daytime Tip: 1-0  
 Morning Tip: 0-0  
 Win the Opening Tip: 1-0  
 Lose the Opening Tip: 1-0  
 Nationally ranked opponents: 0-0  
 Opponents receiving votes: 0-0  
 ACC Network: 0-0  
 ESPN+: 1-0  
 ESPN: 0-0  
 ESPNU: 0-0  
 ESPN3: 0-0  
 Play a team with a record over .500: 0-0  
 A team with a record below .500: 0-1  
 A team with a record of .500: 1-0  
 Lead at halftime: 1-0  
 Trail at halftime: 0-1  
 Tied at halftime: 0-0  
 Lead 10+ at halftime: 1-0  
 Trail 10+ at halftime: 0-1  
 Score first: 1-0  
 1st possession is a turnover: 0-0  
 1st possession is a made FG: 2-0  
 1st possession is a missed FGA: 0-0  
 1st possession is a made FT: 0-0  
 1st possession is a missed FT: 0-0  
 Make First Field Goal Attempt: 2-0  
 Miss First Field Goal Attempt: 0-0

## SCHEDULED TIME OF TIP/DAY OF WEEK

(record by time zone, not just EST)

Tip at 11 a.m.: 0-0  
 Tip at 12 p.m.: 0-0  
 Tip at 1 p.m.: 0-0  
 Tip at 2 p.m.: 1-0  
 Tip at 3 p.m.: 0-0  
 Tip at 4 p.m.: 0-0  
 Tip at 5 p.m.: 0-0  
 Tip at 6 p.m.: 1-0  
 Tip at 7 p.m.: 0-0  
 Tip at 8 p.m.: 0-0  
 Monday: 0-0  
 Tuesday: 1-0  
 Wednesday: 0-0  
 Thursday: 0-0  
 Friday: 0-0  
 Saturday: 1-0  
 Sunday: 0-0

## SCORING

Scores between 10-19: 0-0  
 20-29 points: 0-0  
 30-39 points: 0-0  
 40-49 points: 0-0  
 50-59 points: 0-0  
 60-69 points: 0-0  
 70-79 points: 0-0  
 80-89 points: 1-0  
 90-99 points: 0-0  
 100-plus points: 1-0  
 Shoot 10-19 percent from the field: 0-0  
 20-29%: 0-0  
 30-34%: 0-0  
 35-39%: 0-0  
 40-44%: 0-0  
 45-49%: 0-0  
 50-59%: 2-0  
 60-plus: 0-0  
 Higher FG% than opponent: 2-0  
 Lower FG % than opponent: 0-0  
 FG% is the same: 0-0  
 Hit 7 or more threes: 2-0  
 Hit less than 7 threes: 0-0  
 Attempt less than 20 threes: 0-0

Attempt 20 or more threes: 2-0  
 Attempt 30 or more threes: 1-0  
 Turn ball over less than 10 times: 1-0  
 10-15 times: 1-0  
 16-20 times: 0-0  
 21-plus: 0-0  
 Make more free throws: 1-0  
 Make fewer free throws: 1-0  
 Make same free throws: 0-0  
 Attempt more free throws: 1-0  
 Attempt fewer free throws: 1-0  
 Attempt same free throws: 0-0  
 Have more rebounds: 1-0  
 Have fewer rebounds: 1-0  
 Have same rebounds: 0-0  
 Have more turnovers: 0-0  
 Have fewer turnovers: 2-0  
 Have same turnovers: 0-0  
 Have more steals: 1-0  
 Have fewer steals: 0-0  
 Have same steals: 1-0

## LATE IN THE GAME(regulation only)

Lead with five minutes left: 1-0  
 Trail with five minutes left: 0-1  
 Tied with five minutes left: 0-0  
 Lead with one minute left: 1-0  
 Trail with one minute left: 1-0  
 Tied with one minute left: 0-0  
 Bench scores more points: 2-0  
 Bench scores fewer points: 0-0  
 Bench scores same points: 0-0  
 1 Score Double-Figures: 0-0  
 2 Score Double-Figures: 0-0  
 3 Score Double-Figures: 0-0  
 4 Score Double-Figures: 1-0  
 5 Score Double-Figures: 0-0  
 6 Score Double-Figures: 1-0  
 7 Score Double-Figures: 0-0

## GAMES DECIDED BY...

1 point: 0-0  
 2 points: 0-0  
 5 points or less: 1-0  
 6-9 points: 0-0  
 Double-figures: 1-0

## First Basket (POINT) is a...

Jumper: 0-0  
 Lay-up/Tip-in: 2-0  
 Dunk: 0-0  
 Free Throw: 0-0  
 Three-Pointer: 0-0

## POINTS OFF TURNOVERS

Score more off turnovers: 2-0  
 Outscored off turnovers: 0-0  
 Tied in points off turnovers: 0-0

## POINTS IN PAINT

Score more points in paint: 1-0  
 Outscored in paint: 1-0  
 Tied in points in paint: 0-0

## 2ND CHANCE POINTS

Score more 2nd chance points: 1-0  
 Outscored in 2nd chance points: 1-0  
 Tied in 2nd chance points: 0-0

## SCHOOLS FROM...

Virginia: 1-0  
 Georgia: 1-0  
 Tennessee: 0-0  
 Washington: 0-0  
 Connecticut: 0-0  
 South Carolina: 0-0  
 North Carolina: 0-0  
 Mississippi: 0-0

## YEAR-BY-YEAR RECORDS

Year	Overall	Home	Away	Non-Conf.	BSC
21-22	2-0	2-0	0-0	2-0	0-0
20-21	23-2	11-1	10-0	5-1	17-1
19-20	24-10	12-4	10-6	7-7	15-3
18-19	18-12	11-3	7-8	8-5	10-6
17-18	19-12	11-3	7-8	6-5	12-6
16-17	26-7	14-3	12-3	8-4	15-3
15-16	23-9	14-1	7-7	10-4	13-5
14-15	19-13	11-3	6-10	7-7	12-6
13-14	20-13	12-3	5-10	10-7	10-6
12-13	14-17	11-4	2-12	8-7	6-10
11-12	12-20	7-5	4-11	4-10	8-10
10-11	13-17	9-4	4-10	4-8	9-9
09-10	19-14	12-2	6-11	7-8	12-6
08-09	11-19	7-6	4-12	2-10	9-9
07-08	22-12	12-3	6-7	12-8	10-4
06-07	29-5	15-0	12-3	15-5	14-0
05-06	23-8	15-1	7-6	10-5	13-3
04-05	27-6	16-0	9-4	12-5	15-1
03-04	16-12	10-4	5-7	6-5	10-6
02-03	20-10	11-3	9-4	8-6	11-3
01-02	19-12	9-4	7-5	6-7	10-4
00-01	18-13	11-1	5-7	5-9	11-3
99-00	21-9	13-1	6-7	8-5	11-3
98-99	21-8	12-1	7-6	10-6	9-1
97-98	7-20	4-9	4-10	3-11	4-8
96-97	12-15	9-4	3-10	7-6	5-9
95-96	7-19	4-8	3-10	1-11	6-8
94-95	7-20	5-7	2-12	3-8	4-12
93-94	4-23	3-9	1-13	1-8	3-15
92-93	14-16	7-5	4-10	9-5	5-11
91-92	6-22	4-11	2-10	3-11	2-12
90-91	8-20	6-7	2-12	3-10	5-9
89-90	19-10	14-4	5-7	13-4	6-6
88-89	16-13	14-5	2-8	10-5	5-7
87-88	17-13	12-3	5-10	9-6	5-7
86-87	8-20	5-5	3-14	7-12	1-7
85-86	20-9	14-2	5-6	14-6	5-3
Totals	604-480	369-139	198-296	261-247	316-222

(Member of NCAA D1 Level Only)

## THE EAGLES' RECORD IN WINTHROP COLISEUM

Season	Won	Lost	Pct.
1982-83	7	8	.467
1983-84	12	5	.706
1984-85	11	4	.733
1985-86	14	2	.875
1986-87	5	5	.500
1987-88	12	3	.800
1988-89	14	5	.737
1989-90	14	4	.778
1990-91	6	7	.462
1991-92	4	11	.267
1992-93	7	5	.583
1993-94	3	9	.250
1994-95	5	7	.417
1995-96	4	8	.333
1996-97	9	4	.692
1997-98	4	9	.308
1998-99	12	1	.923
1999-00	13	1	.929
2000-01	11	1	.917
2001-02	9	4	.692
2002-03	11	3	.786
2003-04	10	4	.714
2004-05	16	0	1.000
2005-06	15	1	.938
2006-07	15	0	1.000
2007-08	12	3	.800
2008-09	7	6	.538
2009-10	12	2	.857
2010-11	9	4	.692
2011-12	7	5	.583
2012-13	11	4	.733
2013-14	12	3	.800
2014-15	11	3	.786
2015-16	14	1	.933
2016-17	14	3	.824
2017-18	11	3	.786
2018-19	11	3	.786
2019-20	12	4	.750
2020-21	11	1	.916
2021-22	2	0	1.000
34 Years	399	156	.719

# 2021-22 Extras

## WINTHROP RECORD ACCORDING TO STARTING LINEUP

Buggs, Corbin, Anumba, Hightower, Burns Jr.	1-0
Buggs, Corbin, Anumba, Hightower, Talford	1-0

## WINTHROP RECORD WHEN LEADING SCORER IS...

Burns Jr.	1-0
Good	1-0

## WINTHROP RECORD WHEN LEADING REBOUNDER IS...

Talford	1-0
Burns Jr.	1-0

## WINTHROP RECORD WHEN LEADER IN ASSISTS IS..

Buggs	2-0
-------	-----

## WINTHROP RECORD WHEN OPPONENT...

Shoots less than 30%:	0-0
30-34%:	0-0
35-39%:	0-0
40-44%:	1-0
45-49%:	0-0
50-59%:	1-0
60-plus:	0-0
Makes 25 or more FG:	2-0
Makes fewer than 25 FG:	0-0
Makes 7 or more 3PT FG:	2-0
Makes 6 or less 3PT FG:	0-0
Makes more than 15 FTs:	0-0
Makes 15 or fewer FTs:	2-0
Commits 13 or fewer TOs:	1-0
Commits 14 or more TOs:	1-0
Scores the first point(s) of 2nd half:	1-0

## WINTHROP RECORD WHEN OPPONENT HAS...

A 20-point scorer:	1-0
A 30-point scorer:	0-0
A 40-point scorer:	1-0
More than one 20-point scorer:	0-0
No players in double-figures:	0-0
1 Player in double-figures:	0-0
2 Players in double-figures:	2-0
3 Players in double-figures:	0-0
4 Players in double-figures:	1-0
5 or more players in double-figures:	0-0
6 or more players in double-figures:	0-0

## Margin of Victory/Defeat

### Breakdown of Eagles' margin of victory...

1	2	3	4	5	6	7	8	9	10	11-15	16-20	21-25	26+
-	-	1	-	-	-	-	-	-	-	-	-	-	1

### Breakdown of Eagles' margin of defeat...

1	2	3	4	5	6	7	8	9	10	11-15	16-20	21-25	26-30+
-	-	-	-	-	-	-	-	-	-	-	-	-	-

## WINTHROP CURRENT STREAKS

### OVERALL

All Games	W2
Big South Games Overall	W4
Ranked opponent	L2

### HOME

All Games	W5
Non-Conference Home Games	W5
Big South Home Games	L1

### ROAD

All Games	W12
Big South Road Games	W12
Non-Conference Road Games	L4

### NEUTRAL

At Neutral Sites	L1
Ranked opponents	L3
Unranked opponents	W4

## EAGLES CURRENT STREAKS VS. BIG SOUTH OPPONENTS

Campbell	W6
Charleston Southern	W3
Gardner-Webb	W3
Hampton	W1
High Point	W9
Longwood	W6
Presbyterian College	W5
Radford	W2
UNC Asheville	L1
USC Upstate	W10

## RECORD AT WINTHROP COLISEUM

### Winthrop Record At Winthrop Coliseum When It Scores...

	Since 2004-05	All-Time (D1 level)
100+:	20-1	28-1
90-99:	23-0	40-1
80-89:	45-7	82-7
70-79:	55-7	112-28
60-69:	38-11	71-46
50-59:	17-14	22-37
40-49:	1-6	1-10

### When Winthrop Allows ( ) Points At Winthrop Coliseum...

100+:	1-1	1-1
90-99:	4-5	8-16
80-89:	15-9	23-30
70-79:	32-11	60-42
60-69:	53-14	103-36
50-59:	51-7	94-10
40-49:	37-2	47-4
30-39:	2-0	5-0

## NCAA D1 Current Road Winning Streaks

Team	
Winthrop	12
Gonzaga	7
Texas State	7
Colgate	6
Navy	6
West Virginia	6
Bellarmine	6

# LAST TIME WINTHROP...

## TEAM

### Scored 70-79 points

71 at High Point, 2-19-21 (W, 71-63)

### Scored 80-89 points

88 vs. Mercer, 11-13-21 (W, 88-85 OT)

### Scored 90-99 points

91 vs. Gardner-Webb, 1-10-21 (W, 91-83)

### Scored 100+ points

110 vs. Mary Baldwin, 11-9-21 (W, 110-78)

### Both Team Score 100 Points Or More

vs. UNC Asheville, 2-26-14 (W, 107-100 in OT)

### Held opponent to 40-49 points

at Radford, 2-12-21 (W, 55-47)

### Held opponent to 30-39 points

vs. Lenoir-Rhyne, 11-20-12 (W, 59-35)

### Held opponent to 20-29 points

at College of Charleston (29), 2-26-83 (L, 29-23)

### Allowed 70-79 points

78 vs. Mary Baldwin, 11-9-21 (W, 110-78)

### Allowed 80-89 points

85 vs. Mercer, 11-13-21 (W, 88-85 OT)

### Allowed 90-99 points

95 at Hampton, 1-16-20 (W, 116-95)

### Allowed 100 points or more

119 at Auburn, 11-24-17 (L, 119-85)

### Scored 50 in a half

vs. Mercer, 11-13-21 (53-2nd half)

### Allowed 50 in a half

vs. Campbell, 12-30-20 (50-2nd half)

### Allowed 60 in a half

vs. Gardner-Webb, 1-24-19 (62-2nd half)

### Scored 60 in a half

vs. Pfeiffer, 11-25-19 (68-2nd half)

### Allowed 60 in a half

vs. Gardner-Webb, 1-24-19 (62-2nd half)

### Scored 70 in a half

vs. Pfeiffer, 11-13-18 (73-1st half)

### Held Opponent Under 20 Points In A Half

vs. USC Upstate, 1-23-20 (19-2nd half)

### Won in overtime

vs. Mercer, 11-13-21 (W, 88-85 in OT)

### Lost in overtime

at UNC Asheville, 2-9-17 (L, 104-101 in 2OT)

### Won At The Buzzer

at Radford, 2-13-16 (W, 86-84 / Keon Johnson GW Jumper)

### Lost At The Buzzer

at Fresno State, 11-10-19 (L, 77-74)

### Played In Double-Overtime

vs. Gardner-Webb, 1-11-20 (W, 99-95 in 3OT)

### Played In Triple-Overtime

vs. Gardner-Webb, 1-11-20 (W, 99-95 in 3OT)

### Played Overtime In Non-Conference Game

vs. Mercer, 11-13-21 (W, 88-85 in OT)

### Played Overtime In Non-Conference Home Game

vs. Furman, 11-30-16 (W, 58-57/OT)

### Played Overtime In Non-Conference Road Game

at Illinois, 11-21-16 (W, 84-80/OT)

### Played In Back-To-Back Overtime Games:

12-31-15, won 82-72 over Longwood, 1-3-16, lost 90-87 in 2OT to High Point)

### Shot 50-59 percent from field

vs. Mercer, 11-13-21 (.516-Won 88-85 in OT)

### Shot 60 percent or better from field

vs. (3) Campbell, 3-7-21 (.627-Won 80-53)

### An opponent shot 50-59 percent from field

vs. UNC Asheville, 1-28-21 (.577-Won 84-80)

### An opponent shot 60 percent or better from field

vs. Campbell, 12-30-20 (.620-Won 84-83)

### Shot 50-59 percent from the field in a half

vs. Mary Baldwin, 11-9-21 (.548-2nd half)

### Shot 60-69 percent from the field in a half

vs. Mercer, 11-13-21 (.625-2nd half)

### Shot 70 percent or better from the field in a half

vs. (3) Campbell, 3-7-21 (.792-2nd half)

### Shot 50 percent or better in each half

vs. Mary Baldwin, 11-9-21 (1st .629/2nd .548)

### Pulled down 50 rebounds or more

vs. (8) High Point, 3-1-21 (53)

### Allowed 50 or more rebounds

vs. Charleston Southern, 2-23-19 (51)

### Pulled down 60 rebounds or more

vs. Pfeiffer, 11-25-19 (61)

### Had 40 or more defensive rebounds

vs. Pfeiffer, 11-25-19 (45)

### Had 20 Offensive rebounds

vs. UNC Asheville, 1-29-21 (26)

### Allowed opponent 20 Offensive rebounds

vs. Pfeiffer, 11-13-18 (+28, Won 134-99)

### Outrebounded Opponent by 20

at Charleston Southern, 1-4-21 (+21/48-27, W 85-69)

### Outrebounded by 20

at Colorado State, 11-14-17 (-22/51-29, L 80-76)

### Won by 20-29 points

at Hampton, 1-16-20 (W, 116-95/+21)

### Won by 30-39 points

vs. Mary Baldwin, 11-9-21 (W, 110-78/+32)

### Won by 40-49 points

vs. Pfeiffer, 11-25-19 (W, 127-83/+44)

### Won by 50+ points

vs. Mars Hill, 11-21-17 (W, 104-49/+55)

### Lost by 20-29 points

at #21 Maryland, 12-6-14 (L, 82-62/-20)

### Lost by 30-39 points

at Auburn, 11-24-17 (L, 119-85)

### Lost by 40-49 points

vs. Duke, 3-14-02 (L, 84-37/-47)

### Lost by 50+ points

at Syracuse, 11-22-96 (L, 106-51/-55)

### Hit 10 or more threes

vs. Mercer, 11-13-21 (14)

### Hit 15 or more threes

at USC Upstate, 12-13-20 (16)

### Allowed 10 or more threes

vs. Mary Baldwin, 11-9-21 (13)

### Allowed 15 or more threes

vs. Pfeiffer, 11-13-18 (20)

### Did not hit a three-pointer in a game

vs. Presbyterian College, 2-14-12 (0-8)

### Held opponent without a three-pointer

at Liberty, 1-22-15 (0-10)

### Shot 60 percent from three (10 made min.)

vs. Charleston Southern, 1-27-16 (17-28/.607%)

### Shot 100 percent from FT Line (10 made min.)

vs. Coastal Carolina, 2-18-16 (20-20)

### Shot 50 percent or less from FT Line (15 FTA min.)

at USC Upstate, 12-12-20 (8-for-19/42%)

### Attempted 30-39 Free Throws

vs. UNC Greensboro, 12-1-20 (37)

### Attempted 40-49 free throws

vs. Gardner-Webb, 1-11-20 (40)

### Attempted 50 or more free throws

vs. Campbell, 12-30-20 (50)

### Dished out 20 or more assists

vs. Mary Baldwin, 11-9-21 (21)

### Had 15 Or More Steals

vs. Greensboro College, 12-6-16 (20-One shy of school record)

### No Steals in a game

vs. Villanova (3/19/21)

### Had 10 or More Blocks

at High Point, 2-10-18 (10)

### Commit 5 or fewer turnovers in a game

at Coastal Carolina, 3-8-15 (5)

### Commit 20 or more turnovers in a game

vs. Campbell, 12-30-20 (22)

### Commit 30 or more turnovers in a game

No games since 1994-95 (no team game-by-game available prior)

### Had 3 players in double-figures

vs. (5) Longwood (Falden 19, Vaudrin 16, Talord 11)

### Had 4 players in double-figures

vs. Mercer, 11-13-21 (Good 20, Hightower 17, Burns Jr. 16, Jones Jr. 15)

### Had 5 or more players in double-figures

vs. UNC Asheville, 1-28-21 (Corbin 20, Vaudrin 12, Falden 12, Arms 10, Anumba 10)

### Had 6 or more players in double-figures

vs. Mary Baldwin, 11-9-21 (Burns Jr. 30, Hightower 13, Talford 13, Corbin 12, McMahon 10, Claxton 10)

### Had 7 or more players in double-figures

vs. Pfeiffer, 11-25-19 (Burns Jr. 19, Corbin 16, Ferguson 14, Jones Jr. 13, Zunic 13, King 11, Hale 10)

### Played a ranked team

vs. #18 Villanova, 3-19-21 (Lost, 73-63)

## WINTHROP PLAYER...

### Score 20-29 Points

11-13-21 vs. Mercer (Patrick Good, 20)

### Score 30-39 Points

11-9-21 vs. Mary Baldwin (D.J. Burns Jr. 30)

### Score 40 Or More Points

2-9-17 at UNC Asheville (Keon Johnson, 40)

### Had two players score 20 or more points same game

1-16-20 at Hampton (D.J. Burns Jr. 22/Josh Ferguson 20)

### Hit 10 Field Goals Or More

D.J. Burns Jr. vs. Mary Baldwin, 11-9-21 (13-of-17)

### Made 10 or more free throws

Bjorn Broman vs. Gardner-Webb, 1-24-19 (11-of-13)

### Made 5 or more threes

Josh Corbin (6-of-8) vs. UNC Asheville, 1-28-21

### Had 20 or more rebounds

Xavier Cooks at Longwood (20)

### Had 20 points, 20 rebounds same game

Xavier Cooks at Longwood (21 points, 20 rebounds)

### Dish Out 10 Or More Assists

Chandler Vaudrin/Russell Jones Jr. vs. (8) High Point, 3-1-21

### Record 5 Or More Steals

Chandler Vaudrin (6, vs. Longwood, 1-2-20)

### Have 5 Or More Blocks

Josh Ferguson vs. ETSU, 11-17-18 (5)

### Registered A Double-Double (Guard)

Adam Pickett (23 points, 12 rebounds vs. Presbyterian College, 2-13-19)

### Registered A Double-Double (Forward/Center)

Chandler Vaudrin (12 points, 11 assists at USC Upstate, 12-12-20)

### Two Player Record Double-Double

at Gardner-Webb, 2-15-18 (Xavier Cooks/Adam Pickett)

### Registered A Triple-Double

Chandler Vaudrin (10 points, 12 rebounds, 10 assists vs. (8) High Point, 3-1-21)

# EAGLE EYE VIEW OF THE TEAM

## LAST 10 WINS

88-85 OT vs. Mercer  
 110-78 vs. Mary Baldwin, 11-9-21  
 80-53 vs. (3) Campbell, 3-7-21  
 82-61 vs. (5) Longwood, 3-4-21  
 83-54 vs. (8) High Point, 3-1-21  
 71-63 at High Point, 2-19-21  
 76-70 at High Point, 2-18-21  
 55-47 at Radford, 2-12-21  
 80-64 at Radford, 2-11-21  
 84-80 vs. UNC Asheville, 1/28/21

## LAST 10 LOSSES

57-55 vs. UNC Asheville, 1/29/21  
 87-81 vs. Hampton, 2/22/20  
 74-70 at Gardner-Webb, 2/13/20  
 81-77 vs. Radford, 2/10/20  
 80-73 at Furman, 12/14/19  
 70-60 at TCU, 12/11/19  
 92-88 vs. Coastal Carolina, 12/7/19  
 83-70 at #1 Duke, 11/29/19  
 61-58 vs. Tennessee Tech, 11/21/19  
 61-58 at ETSU, 11/15/19

### Winthrop All-Time Record By Months

November	114-82 (.582)
December	125-137 (.477)
January	237-176 (.574)
February	213-144 (.596)
March	52-31 (.627)

### Record By Days Of The Week Since 2012-13

Year	Monday	Tuesday	Wednesday	Thursday	Friday	Saturday	Sunday	Overall
12-13	0-0	3-3	4-5	0-1	0-0	6-8	1-0	14-17
13-14	0-0	2-1	7-5	1-0	1-0	8-5	1-2	20-13
14-15	3-1	1-0	5-3	2-2	1-1	6-5	1-1	19-13
15-16	2-0	3-2	3-2	3-2	2-1	9-1	1-1	23-9
16-17	1-0	3-0	5-0	6-2	1-1	9-3	1-1	26-7
17-18	1-0	1-4	3-1	3-2	1-3	7-2	3-0	19-12
18-19	1-0	1-3	2-2	5-3	0-0	8-4	1-0	18-12
19-20	3-1	1-0	1-1	9-3	1-1	8-3	1-1	24-10
20-21	2-0	3-0	2-0	7-0	3-1	3-0	3-0	23-1
21-22	0-0	1-0	0-0	0-0	0-0	1-0	0-0	2-0
<b>Totals</b>	<b>13-2</b>	<b>19-13</b>	<b>32-19</b>	<b>35-15</b>	<b>10-8</b>	<b>66-31</b>	<b>15-6</b>	<b>188-94</b>

### Double Digit Deficits In A Win

15	11-13-21 vs. Mercer	W	88-85 OT
15	3-8-20 vs. (5) Hampton	W	76-68
15	1-25-14 vs. VMI	W	58-57
15	1-5-19 at UNCA	W	80-65
14	2-13-19 vs. PC	W	93-85
14	12-20-16 vs. Georgia Southern	W	86-84
13	1-24-15 vs. Campbell	W	71-63
12	1-16-20 at Hampton	W	116-95
12	11-28-18 at Tennessee Tech	W	82-70
12	12-29-18 vs. Prairie View	W	76-62
12	11-21-16 at Illinois	W	84-80 OT
12	3-5-14 vs. Liberty	W	77-65
12	11-9-13 vs. Roanoke College	W	93-74
11	12-21-19 vs. Elon	W	85-80
11	1-24-18 at Longwood	W	95-78
11	1-19-17 vs. UNCA	W	76-73
11	2-26-14 vs. UNCA	W	107-100 OT
10	2-18-21 at High Point	W	76-70
10	12-16-17 at Alabama State	W	88-80
10	1-12-18 at Charleston Southern	W	64-53
10	12-17-16 at Hampton	W	86-79
10	12-29-16 at Charleston Southern	W	84-68
10	1-24-16 at Longwood	W	82-68

### Double Digit Leads In A Loss

23	1-6-16 at UNCA	L	85-84
18	1-26-19 at PC	L	99-91
17	1-10-15 at Gardner-Webb	L	65-64
16	2-11-15 at High Point	L	73-72
15	12-7-19 vs. Coastal Carolina	L	92-88
14	11-14-17 at Colorado State	L	80-76
14	1-28-17 vs. High Point	L	83-80 OT
12	1-17-15 vs. Radford	L	85-77
12	2-1-14 at High Point	L	65-64
12	2-19-13 at Gardner-Webb	L	65-52
11	2-6-13 at UNCA	L	69-56
10	2-21-19 at Radford	L	87-81
10	1-26-14 at Radford	L	58-57



## WINTHROP'S ALL-TIME 30/40-POINT GAMES

### 40-POINT GAMES

Melvin Branham (Jr.)	45
David McMahan	42
Keon Johnson	40
Michael Jenkins	40
Fred McKinnon	40

Jan. 10, 1994 at Charleston Southern
Jan. 15, 1996 vs. Coastal Carolina
Feb. 9, 2017 at UNC Asheville
Nov. 10, 2006 vs. North Greenville
Nov. 29, 1985 vs. Morris College

### 30-POINT GAMES

Keon Johnson	39
Mike Gaither	39
Keon Johnson	38
Jimmy Gavin	38
Greg Lewis	38
Keon Johnson	37
Robbie Waldrop	37
Xavier Cooks	36
Keon Johnson	36
Fred McKinnon	36
Charles Brunson	36
Nych Smith	35
Fred McKinnon	35
Charles Brunson	35
Charles Brunson	35
David McMahan	34
Charles Brunson	34
Charles Brunson	34
Andre Jones	33
Michael Jenkins	33
Greg Lewis	33
George Henson	33
Shaun Wise	33
Charles Brunson	33
Josh Ferguson	32
Keon Johnson	32
Keon Johnson	32
Keon Johnson	32
Torrell Martin	32
Torrell Martin	32
Melvin Branham (Jr.)	32
Mark Hailey (Sr.)	32
Eddie Gay (Sr.)	32
Charles Brunson	32
Charles Brunson	32
Xavier Cooks	30
Keon Johnson	31
Keon Johnson	31
Keon Johnson	31
Jimmy Gavin	31
Jimmy Gavin	31
Torrell Martin	31
Ted Hought	31
Fred McKinnon	31
Charles Brunson	31
Donnie Creamer	31
D.J. Burns Jr.	30
Keon Johnson	30
Keon Moore	30
Tyson Waterman	30
Ronnie Creamer	30
LaShawn Coulter	30
Mark Hailey (Jr.)	30
Greg Washington	30
Fred McKinnon	30
Ronnie Creamer	30

Feb. 4, 2017 vs. Campbell
Nov. 18, 1982 vs. Coker College (Clover, SC)
Nov. 21, 2016 at Illinois
Nov. 27, 2015 at North Carolina State (Raleigh, NC)
Dec. 21, 1999 vs. UNC Greensboro
Dec. 31, 2016 vs. Radford
Feb. 12, 1998 at Charleston Southern
Feb. 15, 2018 at Gardner-Webb
Jan. 27, 2016 vs. Charleston Southern
Feb. 2, 1985 at Livingstone College
Nov. 25, 1980 at Voorhees
Jan. 26, 2019 at Presbyterian College
Jan. 16, 1986 vs. Central Wesleyan College
Feb. 4, 1982 vs. Erskine
Dec. 10, 1980 at Belmont Abbey
Dec. 30, 1995 at Georgia State
Nov. 22, 1980 at Morris College
Nov. 19, 1980 vs. Allen University
Dec. 27, 2011 at Georgia
Mar. 6, 2008 vs. UNC Asheville (Big South Tourney Championship game)
Feb. 18, 2002 vs. Coastal Carolina
Feb. 10, 1990 at Campbell
Dec. 28, 1989 at US International
Jan. 11, 1981 at Webber College
Dec. 7, 2019 vs. Coastal Carolina
Feb. 13, 2016 at Radford
Dec. 31, 2015 vs. Campbell
Nov. 24, 2015 at USC Upstate
Feb. 24, 2007 at Coastal Carolina
Feb. 20, 2006 at Liberty
Jan. 27, 1994 at Towson State
Feb. 20, 1993 vs. Radford
Dec. 13, 1992 vs. The Citadel
Jan. 16, 1982 at USC-Aiken
Jan. 15, 1981 at USC-Spartanburg
Dec. 5, 2017 at Georgia
Mar. 3, 2017 vs. #4 Gardner-Webb
Mar. 2, 2017 vs. #8 Charleston Southern
Jan. 28, 2017 vs. High Point
Mar. 6, 2016 vs. UNC Asheville (Buies Creek, NC-Big South Tourney Championship game)
Feb. 27, 2016 at Campbell
Dec. 4, 2006 at #12 Wisconsin
Feb. 12, 1987 at Howard University
Nov. 22, 1985 vs. Wingate
Feb. 8, 1982 vs. Presbyterian College
Dec. 9, 1978 at Erskine
Nov. 9, 2021 vs. Mary Baldwin
Dec. 19, 2015 at Georgia Southern
Jan. 3, 2015 vs. High Point
Feb. 12, 1999 vs. Charleston Southern
Jan. 15, 1979 at Francis Marion
Jan. 21, 1995 at UNC Asheville
Nov. 23, 1991 vs. Averett College
Dec. 15, 1988 vs. East Carolina
Feb. 10, 1985 vs. Armstrong State
Nov. 18, 1978 vs. Catawba

# Indv./Team Most Points Single-Game

## Top 10 Individual Scoring Performances Home/Away

### Home

42	David McMahan	(vs. Coastal Carolina, 1-15-96)
40	Michael Jenkins	(vs. North Greenville, 11-10-06)
	Fred McKinnon	(vs. Morris College, 11-29-85)
	Keon Johnson	(at UNC Asheville, 2-9-17)
39	Keon Johnson	(vs. Campbell, 2-4-17)
38	Greg Lewis	(vs. UNC Greensboro, 12-21-99)
37	Keon Johnson	(vs. Radford, 12-31-16)
36	Keon Johnson	(vs. Charleston Southern, 1-27-16)
35	Fred McKinnon	(vs. Central Wesleyan College, 1-16-86)
	Charles Brunson	(vs. Erskine College, 2-4-82)

### Away

45	Melvin Branham Jr.	(at Charleston Southern, 1-10-94)
40	Keon Johnson	(at UNC Asheville, 2-9-17)
38	Keon Johnson	(at Illinois, 11-21-16)
	Jimmy Gavin	(at N.C. State, 11-27-15)
37	Robbie Waldrop	(at Charleston Southern, 2-12-98)
36	Xavier Cooks	(at Gardner-Webb, 2-15-18)
	Fred McKinnon	(at Livingstone College, 2-2-85)
	Charles Brunson	(at Voorhees, 11-25-80)
35	Nych Smith	(at Presbyterian College, 1-26-19)
	Charles Brunson	(at Belmont Abbey, 12-10-80)
34	Charles Brunson	(at Mooris College, 11-22-80)
33	Andre Jones	(at Georgia, 12-27-11)
	Michael Jenkins	(at UNC Asheville, 3-6-08)
	George Henson	(at Campbell, 2-10-90)
	Shaun Wise	(at U.S. International, 12-28-89)
	Charles Brunson	(at Webber College, 1-11-81)

## Top 5 Individual Scoring Performances vs. Big South Opponents

### All Games

45	Melvin Branham Jr.	(at Charleston Southern, 1-10-94)
42	David McMahan	(vs. Coastal Carolina, 1-15-96)
40	Keon Johnson	(at UNC Asheville, 2-9-17)
39	Keon Johnson	(vs. Campbell, 2-4-17)
37	Keon Johnson	(vs. Radford, 12-31-16)

### Home

42	David McMahan	(vs. Coastal Carolina, 1-15-96)
39	Keon Johnson	(vs. Campbell, 2-4-17)
37	Keon Johnson	(vs. Radford, 12-31-16)
36	Keon Johnson	(vs. Charleston Southern, 1-27-16)
32	Keon Johnson	(vs. Campbell, 12-31-15)

### Away

45	Melvin Branham Jr.	(at Charleston Southern, 1-10-94)
40	Keon Johnson	(at UNC Asheville, 2-9-17)
36	Xavier Cooks	(at Gardner-Webb, 2-15-18)
35	Nych Smith	(at Presbyterian College, 1-26-19)
33	George Henson	(at Campbell, 2-10-90)
32	Keon Johnson	(at Radford, 2-13-16)
	Torrell Martin	(at Coastal Carolina, 2-24-07)
	Torrell Martin	(at Liberty, 2-20-06)
	Melvin Branham Jr.	(at Towson St., 1-27-94)

## Most Point In Home/Away Game (Top 10)

### Home

134	Pfeiffer, 11-13-18	W, 134-99
132	Morris, 11-29-85	W, 132-73
130	Johnson & Wales, 12-12-96	W, 130-33
127	Pfeiffer, 11-25-19	W, 127-83
116	Warren Wilson, 11-24-18	W, 116-76
116	Rio Grande (OH), 12-28-15	W, 116-84
110	Mary Baldwin	W, 110-78
109	Hiwassee, 12-16-18	W, 109-66
109	Catawba, 11-18-78	W, 109-92
108	VMI, 1-6-07	W, 108-76
108	U.S. International, 1-12-91	W, 108-81

### Away

116	at Hampton, 1-16-20	W, 116-95
109	at VMI, 1-31-07	Won, 109-76
107	at USC Upstate, 12-13-20	Won, 107-77
102	at Pembroke St., 1-10-86	Won, 102-99
101	at UNC Asheville, 2-9-17	Lost, 104-101
101	at Charleston Sou., 1-10-94	Won, 101-96
101	at Central Connecticut, 12-4-92	Won, 101-93
101	at Benedict College, 2-20-86	Won, 101-76
97	at USC Aiken, 1-14-82	Won, 97-90
97	at Wofford, 1-31-80	Won, 97-78

## Most Points Home/Away vs. Big South Opponents (Top 10)

### Home

108	vs. VMI, 1-6-07	Won, 108-76
107	vs. UNCA, 2-26-14	Won, 107-100 (OT)
106	vs. VMI, 2-4-09	Lost, 110-106 (OT)
104	vs. UNCA	Won, 104-71
101	vs. Hampton, 2-9-19	Won, 101-91
100	vs. Coastal Carolina, 2-18-02	Won, 100-74
99	vs. Gardner-Webb, 1-11-20	Won, 99-95 (3OT)
98	vs. Armstrong St., 2-17-86	Won, 98-81
98	vs. VMI, 2-8-06	Won, 98-65
97	vs. Gardner-Webb	Won, 97-88
97	vs. Towson St., 2-23-95	Won, 97-93
96	vs. VMI, 1-7-10	Won, 96-63

### Away

116	at Hampton, 1-16-20	W, 116-95
107	at USC Upstate, 12-13-20	W, 107-77
101	at UNC Asheville, 2-9-17	Lost, 104-101
101	at Charleston Sou., 1-10-94	Won, 101-96
95	at Longwood, 1-24-18	Won, 95-78
94	at Coastal Carolina, 1-7-94	Lost, 103-94
93	at Presbyterian Col., 2-25-17	Won, 93-56
93	at UMBC, 1-25-93	Lost, 99-93
91	at Presbyterian College, 1-26-19	Lost, 99-91
90	at Gardner-Webb, 2-15-18	Won, 90-71
90	at Towson St., 2-23-95	Lost, 92-90
90	at UNC Asheville, 2-5-90	Won, 90-89
90	at Radford, 1-14-05	Won, 90-75

# WINTHROP TEAM/INDIVIDUAL RECORDS

## MISC. RECORDS

Most Games Played	39 (1980-81/31-8)
Most Wins	31 (1980-81)
Most Wins (D1 member)	29 (2006-07)
Fewest Wins	4 (1993-94)
Most Losses	23 (1993-94)
Fewest Losses	5 (2006-07)
Best Winning Percentage	.818 (29-5/2006-07)
Worst Winning Percentage	.148 (4-23/1993-94)
Most Home Wins	16 (2004-05)
Most Home Wins In Winthrop Coliseum	16 (2004-05)
Most Home Losses	11 (1991-92)
Most Home Losses In Winthrop Coliseum	11 (1991-92)
Most Road Wins	12 (1978-89/2006-07/2016-17)
Most Road Losses	13 (1993-94)
Longest Winning Streak	21 (2019-20 to 2020-21)
Longest Winning Streak (single-season)	19 (2006-07)
Longest Losing Streak	13 (1986-87)
Most Big South Wins	15 ('04-05/'16-17/'19-20)
Most Big South Losses	15 (1993-94)
Longest Winning Streak (Big South)	16 (2006-07/single-season)
Longest Winning Streak (Big South)	22 (2004-05 to 2005-06)
Longest Losing Streak (Big South)	10 (1993-94/single-season)
Longest Losing Streak (Big South)	14 (1993-94 to 1994-95)

## SINGLE-GAME RECORDS (Team)

Most Points Scored	134, vs. Pfeiffer (11-13-18)
Largest Margin of Victory	97 vs. Johnson & Wales (12-7-96)
Largest Margin of Victory (D1 opponent)	44 vs. VMI (84-41/1-23-08)
Largest Margin of Defeat	57 vs. Seton Hall (106-49/12-29-90)
Largest Margin of Defeat (D1 member)	57 vs. Seton Hall (106-49/12-29-90)
Fewest Points Allowed	22 vs. Lander (11-16-81)
Most Points First Half	73 vs. Pfeiffer (11-13-18)
Most Point Second Half	71 vs. Morris (11-29-85)
Fewest Points Scored	23 vs. Col. of Charleston (2-26-93)
Fewest Points First Half	6 vs. Col. of Charleston (2-26-93)
Fewest Points Second Half	11 vs. Washington St. (3-20-08)
Fewest Points Against In A Half	8 vs. Col. of Charleston (2-26-93)
Most Field Goals Made	57 vs. Morris (11-29-85)
Most Field Goals Attempted	101 vs. Piedmont (11-24-78)
Best Field Goal Accuracy	.706 vs. USC-Aiken (36-51/1-17-82)
Most 3pt Field Goals Made	24 vs. Hiwassee (12-16-18)
Most 3pt Field Goals Attempted	55 vs. Hiwassee (12-16-18)
Best 3pt Field Goal Accuracy	.714 vs. Barton (10-14/12-2-04)
D1 Opponent	.643 vs. High Point (9-14/12-5-09)
Most Free Throws Made	39 vs. St. Francis (11-27-89)
Most Free Throws Attempted	50 vs. Campbell (12-30-20)
Best Free Throw Accuracy	1.000 vs. Liberty (21-21/3-5-14)
	1.000 vs. Lander (13-13/2-20-85)
	70 vs. Presbyterian College (2-11-80)
Most Rebounds	37 vs. Newberry (2-17-90)
Most Assists	21 vs. Wofford College (1-31-80)
Most Steals	vs. Morris (11-29-85)
	16 vs. Voorhees (2-16-81)
Most Blocked Shots	37 vs. Georgia State (12-30-95)
Most Personal Fouls	

## SEASON RECORDS

Most Points	2,866 (1980-81)
Best Scoring Average	83.6 (1992-93/30 games)
Most Field Goals Made	1,161 (1978-79)
Most Field Attempts	2,415 (1978-79)
Best Field Goal Accuracy	.530 (1985-86)
Most 3pt Field Goals	372 (2018-19/30 games))
Best 3pt Field Goals Per Game Avg.	12.40 (2018-19/30 games)
Most 3pt Field Goals Attempted	997 (2018-19)
Best 3pt Field Goal Accuracy	.431 (1987-88)
Most Free Throws Made	646 (1980-81)
Most Free Throws Attempted	931 (1980-81)
Best Free Throw Accuracy	.749 (2015-16)
Most Rebounds	1,613 (1978-79)
Most Assists	818 (1978-79)
Most Steals	479 (1979-80)
Most Blocked Shots	174 (2016-17)
Most Personal Fouls	751 (1978-79)

## SINGLE-GAME RECORDS (Individual)

Most Points Scored	45-Melvin Branham vs. Charleston Sou. (1-10-94)
Most Field Goals Made	20-Fred McKinnon vs. Morris (11-25-85)
Most Field Goals Attempted	31-Fred McKinnon vs. Morris (11-25-85)
Best Field Goal Accuracy	1.000-Brian Pope (10-10) vs. Morris (1-6-84)
	Eddie Gay (10-10) vs. Coppin St. (11-23-91)
	Allen Washington (10-10) vs. Pfeiffer (2-5-86)
Most 3pt Field Goals Made	12-David McMahan vs. Coastal Carolina (1-15-96)
	Michael Jenkins vs. North Greenville (11-10-06)
Most 3pt Field Goals Attempted	21-LaShawn Coulter
Most Free Throws Made	18-Mark Hailey vs. Averett (11-26-91)
	James Shuler vs. High Point (2-23-06)
Most Free Throws Attempted	20-Mark Hailey vs. Averett (11-26-91)
Best Free Throw Accuracy	1.000-James Shuler (18-18) vs. High Point (2-23-06)
Most Rebounds	23-Allen Washington vs. Piedmont (11-30-85)
Most Assists	17-Rick Riese vs. Limestone (2-12-81)
Most Blocked Shots	7-Rick Riese vs. Limestone (2-12-81)
	Billy Houston vs. UNC Asheville (1-11-06)
Most Steals	13-Rick Riese vs. Limestone (2-12-81)

## SINGLE-SEASON RECORDS (Individual)

Most Points Scored	875-Charles Brunson (1980-81)
Best Scoring Average	22.4-Charles Brunson (1980-81)
Most Field Goals Made	354-Charles Brunson (1980-81)
Most Field Goals Attempted	584-Ronnie Creamer (1978-79)
Best Field Goal Accuracy	.657-Charles Brunson (113-172/1979-80)
Most 3pt Field Goals Made	102-Keon Johnson (2016-17)
Most 3pt Field Goal Attempts	255-Keon Johnson (2016-17)
Best 3pt Field Goal Accuracy	.460-Charles Falden (40-87/2018-19)
Most Free Throws Made	171-Keon Johnson (2016-17)
Most Free Throws Attempted	235-Charles Brunson (1980-81)
Best Free Throw Accuracy	.867-Mike Gaither (98-113/1981-82)
Most Rebounds	453-Charles Brunson (1980-81)
Most Assists	317-Rick Riese (1980-81)
Most Blocked Shots	72-Duby Okeke (2015-16)
Most Steals	208-Rick Riese (1979-80)
Most Minutes Played	1,374-Charles Brunson (1980-81)
Most Personal Fouls	139-Ronnie Creamer (1978-79)
Most Times Disqualified	14-Donnie Creamer (1978-79)
	Melvin Branham (1993-94)

## WINTHROP ALL-TIME D1 TRIPLE-DOUBLES

Chandler Vaudrin	Mar. 1, 2021 vs. (8) High Point (10 points, 12 rebounds, 10 assists)
Chandler Vaudrin	Dec. 30, 2020 vs. Campbell (10 points, 13 rebounds, 10 assists)
Chandler Vaudrin	Dec. 13, 2020 at USC Upstate (13 points, 11 rebounds, 14 assists)
Chandler Vaudrin	Jan. 2, 2020 vs. Longwood (10 points, 12 rebounds, 11 assists)
Xavier Cooks	Dec. 2, 2017 vs. Reinhardt (11 points, 15 rebounds, 11 assists)

## 20-WIN SEASONS

SEASON (NCAA D1)	SEASON ENDED WITH...	FINAL RECORD
29--2006-07	(NCAA Tourney - W, 74-64, (6) Notre Dame)	29-5
	(NCAA 2nd Rnd - L, 75-61, (3) Oregon)	
27--2004-05	(NCAA Tourney - L, 74-64, (3) Gonzaga)	27-6
26--2016-17	(NCAA Tourney - L, 76-64, (3) Butler)	26-7
24--2019-20	(Big South Champions - NCAA Tourney canceled (COVID19)	24-10
23--2020-21	(NCAA Tourney - L, 73-63, (5) Villanova)	23-2
23--2015-16	(Big South Tournament Final - L, 77-68)	23-9
23--2005-06	(NCAA Tourney - L, 63-61, (2) Tennessee)	23-8
22--2007-08	(NCAA Tourney - L, 71-40, (4) Washington State)	22-12
21--1999-00	(NCAA Tourney - L, 74-50, (3) Oklahoma)	21-9
21--1998-99	(NCAA Tourney - L, 80-41, (1) Auburn)	21-8
20--2013-14	(Big South Tournament Final - L, 76-61)	20-13
20--2002-03	(Big South Tournament Semi-Finals - L, 81-80 OT, UNCA)	20-10
20--1985-86	(Big South Tournament Semi-Finals - L, 87-79)	20-9

# 2021-22 COMBINED STATS

## THE STAT CREW SYSTEM Winthrop Combined Team Statistics (as of Nov 13, 2021) All games

RECORD:	OVERALL	HOME	AWAY	NEUTRAL
ALL GAMES	2-0	2-0	0-0	0-0
CONFERENCE	0-0	0-0	0-0	0-0
NON-CONFERENCE	2-0	2-0	0-0	0-0

#	Player	gp-gs	min	avg	Total		3-Point		F-Throw		Rebounds				pf	dq	a	to	blk	stl	pts	avg
					fg-fga	fg%	3fg-fga	3fg%	ft-fa	ft%	off	def	tot	avg								
30	BURNS JR., D.J.	2-1	46	23.0	21-29	.724	0-1	.000	4-8	.500	4	10	14	7.0	4	0	4	1	0	1	46	23.0
12	HIGHTOWER, Cory	2-2	46	23.0	9-18	.500	6-10	.600	6-6	1.000	0	10	10	5.0	4	0	3	3	1	1	30	15.0
00	JONES JR., Russell	2-0	47	23.5	8-15	.533	5-8	.625	3-5	.600	1	4	5	2.5	6	0	6	3	0	3	24	12.0
05	GOOD, Patrick	2-0	51	25.5	8-12	.667	5-9	.556	2-4	.500	0	3	3	1.5	5	0	0	0	0	4	23	11.5
02	MCMAHON, Sin'Cere	2-0	34	17.0	4-10	.400	3-7	.429	4-4	1.000	0	2	2	1.0	1	0	6	0	0	2	15	7.5
32	CORBIN, Josh	2-2	42	21.0	6-13	.462	2-7	.286	0-0	.000	1	5	6	3.0	1	0	3	3	0	1	14	7.0
04	TALFORD, Kelton	2-1	26	13.0	5-10	.500	0-0	.000	3-4	.750	4	5	9	4.5	1	0	0	3	1	1	13	6.5
03	ANUMBA, Micheal	2-2	49	24.5	4-12	.333	2-8	.250	2-2	1.000	0	8	8	4.0	4	0	1	2	2	0	12	6.0
33	CLAXTON, Chase	2-0	35	17.5	4-7	.571	2-3	.667	1-6	.167	3	6	9	4.5	1	0	2	1	2	0	11	5.5
11	BUGGS, Drew	2-2	41	20.5	2-2	1.000	1-1	1.000	2-3	.667	0	3	3	1.5	5	0	12	2	4	0	7	3.5
13	BUSS, Nate	1-0	2	2.0	1-1	1.000	1-1	1.000	0-0	.000	0	1	1	1.0	1	0	0	0	0	0	3	3.0
21	KING, Jamal	1-0	6	6.0	0-1	.000	0-1	.000	0-0	.000	0	1	1	1.0	0	0	1	0	0	0	0	0.0
Team											3	4	7					3				
Total.....		0	425		72-130	.554	27-56	.482	27-42	.643	16	62	78	0.0	33	0	38	21	10	13	198	0.0
Opponents.....		0	425		61-129	.473	22-53	.415	19-32	.594	16	51	67	0.0	36	1	30	28	3	12	163	0.0

TEAM STATISTICS	WINTHROP	OPP
SCORING	198	163
Points per game	99.0	81.5
Scoring margin	+17.5	-
FIELD GOALS-ATT	72-130	61-129
Field goal pct	.554	.473
3 POINT FG-ATT	27-56	22-53
3-point FG pct	.482	.415
3-pt FG made per game	13.5	11.0
FREE THROWS-ATT	27-42	19-32
Free throw pct	.643	.594
F-Throws made per game	13.5	9.5
REBOUNDS	78	67
Rebounds per game	39.0	33.5
Rebounding margin	+5.5	-
ASSISTS	38	30
Assists per game	19.0	15.0
TURNOVERS	21	28
Turnovers per game	10.5	14.0
Turnover margin	+3.5	-
Assist/turnover ratio	1.8	1.1
STEALS	13	12
Steals per game	6.5	6.0
BLOCKS	10	3
Blocks per game	5.0	1.5
ATTENDANCE	2699	0
Home games-Avg/Game	2-1350	0-0
Neutral site-Avg/Game	-	0-0

Date	Opponent		Score	Att.
11/09/21	MARY BALDWIN	W	110-78	921
11/13/21	MERCER	Wot	88-85	1778

\* - Conference game

Score by Periods	1st	2nd	OT	Totals
Winthrop	85	105	8	198
Opponents	84	74	5	163



# WINTHROP BASKETBALL

↳ TRADITION RICH PROGRAM ↵

~NCAA D1 Member since 1985~

- 13 Big South Conference Championships (most in conference history)
- 11 NCAA Tournament Appearances (most in conference history and all in the last 22 years)
- Most 20-win seasons in Big South history (13)
- Seven seasons with 23 or more wins and a Big South record 29 wins in 2006-07
- Most wins all-time by Big South member (602) and most league wins all-time (318)
- Only Big South member to earn an 11, 12, 13 and 14 seed in NCAA Tournament
- First Big South member to win an NCAA Tournament game (defeated 6th seeded Notre Dame 74-64 in 2007)
- Big South record 53 conference tournament wins
- Big South record 17 conference championship game appearances
- 22 winning seasons out of 35 NCAA D1 seasons
- Notable Non-Conference Wins (ACC-Clemson (2), Georgia Tech, Miami, Wake Forest/Big East- Providence, Marquette, Notre Dame/Big 10-Illinois/Big 12-Missouri/SEC-Georgia, Mississippi State, Auburn/Mid-Majors-ODU, Missouri State, Saint Mary's (Ca.)/Independent-Miami)
- Three AP All-America selections (Greg Lewis, Keon Johnson, Xavier Cooks)
- 48 All-League selections, 38 All-Tournament Team selections
- Eagles have two of the Top 5 winningest coaches in the history of the league as Gregg Marshall has 194 (2nd) and Pat Kelsey currently has 186 (4th)
- Both are also in the Top 4 for conference wins all-time as Kelsey has 110 (2nd) and Marshall is 4th with 104



# WINTHROP

B A S K E T B A L L



## CAREER HONORS

- **Big South Conference Freshman of the Week (Dec. 12, 2019)**

## EXTRA DRIBBLE

- Sparked the comeback win over Mercer as he had steals on back-to-back possessions that he finished off with a jumper and a three
- Off to his best start of his career through the first two games with 24 points (17 previous best as a freshman)
- Posted his 14th career double-figure game with 15 in the win over Mercer
- Played 25 minutes vs. Mercer, the most since his freshman season at Duke with 28 minutes (was averaging 26.1 minutes over first eight games)
- Started first eight games of career before getting injured late in the game at Duke
- Averaged 4.3 points, 4.0 assists and was 9-of-10 at the foul line in the Big South Tournament
- Came off the bench in the quarterfinal win over High Point to dish out a career-high 10 assists
- Jones Jr. and teammate Chandler tied a program record as they matched Chris Gaynor's tournament game record with 10 assists
- Came off the bench for a career-high 21 points in the win over Elon (Dec. 21)
- Dished out 67 assists last season, which was the 6th most in a single-season by a Winthrop freshman
- Named 2020 4A Player of the Year
- Two-time all-state and All-Region 3 selection
- Scored over 1,000 career points in high school

## CAREER STATS

				Field Goals		3-Point		F-Throws		Rebounds									Scoring	
SEASON	TEAM	GP-GS	MIN/AVG	FG-FGA	FG%	3FG-3FGA	3FG%	FT-FTA	FT%	OFF	DEF	TOT	AVG	PF-FO	A	TO	BLK	STL	PTS	AVG
2019-20	Win	28-8	539/19.3	60-167	.359	31-86	.360	54-82	.659	23	38	61	2.2	62-1	67	34	0	30	205	7.3
2020-21	Win	23-2	321/13.9	29-88	.330	15-45	.333	39-52	.750	16	29	45	2.0	38-0	35	20	0	18	112	4.9
2021-22	Win	2-0	46/22.8	8-15	.533	5-8	.625	3-5	.600	1	4	5	2.5	6-0	6	3	0	3	24	12.0
TOTAL		53-10	905/17.1	97-270	.359	51-139	.367	96-139	.691	40	71	111	2.1	106-1	108	57	0	51	341	6.4

## CAREER HIGHS

<b>Points</b>	<b>21</b>	<b>Elon (12/21/19)</b>
<b>Minutes</b>	<b>29</b>	<b>two times</b>
<b>FGM</b>	<b>5</b>	<b>four times</b>
<b>FGA</b>	<b>11</b>	<b>two times</b>
<b>3PTFGM</b>	<b>4</b>	<b>two times</b>
<b>3PTFGA</b>	<b>9</b>	<b>at Fresno State (11/10/19)</b>
<b>FTM</b>	<b>7</b>	<b>Elon (12/21/19)</b>
<b>FTA</b>	<b>12</b>	<b>Elon (12/21/19)</b>
<b>Rebounds</b>	<b>6</b>	<b>at Charleston Southern (1/30/20)</b>
<b>Assists</b>	<b>10</b>	<b>(8) High Point (3/1/21)</b>
<b>Blocks</b>		
<b>Steals</b>	<b>4</b>	<b>Tennessee Tech (11/21/19)</b>
<b>Turnovers</b>	<b>3</b>	<b>four times</b>

## 2021-22 GAME-BY-GAME

[illegible]

## BIG SOUTH HIGHS (regular season only)

Points	13	Radford (2/10/20)
Minutes	25	Radford (2/10/20)
FGM	5	at Presbyterian College (2/15/20)
FGA	11	Radford (2/10/20)
3PTFGM	3	two times
3PTFGA	6	Radford (2/10/20)
FTM	6	Gardner-Webb (1/10/21)
FTA	8	at USC Upstate (2/27/20)
Rebounds	6	at Charleston Southern (1/30/20)
Assists	10	(8) High Point (3/1/21)
Blocks		
Steals	3	four times
Turnovers	3	two times



1

**Toneari Lane**  
Guard / 6-5 / 210 / So.  
Atlanta, Ga.  
(Grayson H.S.)

### CAREER HONORS

- n/a

### EXTRA DRIBBLE

- Missed the final 11 games of 2020-21 with an injury
- Came off bench in both games at Charleston Southern going 4-for-6 from the floor and 3-for-4 behind the arc (11 points, 10 minutes)
- Had five points in 10 minutes against Little Rock, scoring all five on consecutive possessions for an eight point first half advantage
- Went 0-for-6 from the floor in his collegiate debut vs. UNCG but was active on the boards with six rebounds and also had a steal
- As a senior at Grayson H.S. he surpassed 1,000 career points
- Earned 1st Team All-County and 1st Team All-Region honors (It was 3rd straight season being named 1st Team All-Region)
- Senior season he was named MVP of the Kevin Durant Classic
- In his senior season he helped Grayson get ranked as high as #2 in the country
- Averaged 20.1 ppg, 8.0 rebounds and 3.0 assists as a senior
- Led Grayson in scoring as a freshman and was named 2nd Team All-Region

### 2021-22 GAME-BY-GAME

DATE	OPPONENT	MIN	FG	3FG	FT	REB	AST	T/O	BLK	STL	PTS
11/9	Mary Baldwin					DNP					
11/3	Mercer					DNP					
11/16	at MTSU										
11/20	at Vanderbilt										
11/22	at Washington St.										
11/27	at Washington										
12/1	Hartford										
12/4	at Coastal Carolina										
12/7	Furman										
12/11	Carver College										
12/15	at Elon										
12/21	at Mississippi St.										
12/31	Converse College										
1/5	at High Point										
1/8	Campbell										
1/12	UNC Asheville										
1/15	at Charleston Sou.										
1/19	at Presbyterian										
1/22	Gardner-Webb										
1/26	at USC Upstate										
1/29	at Longwood										
2/2	N.C. A&T										
2/5	at Hampton										
2/9	Radford										
2/12	Presbyterian										
2/16	at Gardner-Webb										
2/19	at UNC Asheville										
2/23	USC Upstate										
2/26	Charleston Sou.										

### CAREER STATS

				Field Goals		3-Point		F-Throws		Rebounds				Scoring						
SEASON	TEAM	GP-GS	MIN/AVG	FG-FGA	FG%	3FG-3FGA	3FG%	FT-FTA	FT%	OFF	DEF	TOT	AVG	PF-FO	A	TO	BLK	STL	PTS	AVG
2020-21	Win	12-0	53/4.4	10-28	.357	6-15	.400	0-0	.000	3	7	10	0.8	4-0	0	1	0	3	26	2.2
TOTAL		12-0	53/4.4	10-28	.357	6-15	.400	0-0	.000	3	7	10	0.8	4-0	0	1	0	3	26	2.2

### CAREER HIGHS

Points	6	at Charleston Southern (1/4/21)
Minutes	12	vs. UNCG (12/1/20)
FGM	2	four times
FGA	6	two times
3PTFGM	2	at Charleston Southern (1/4/21)
3PTFGA	4	at Charleston Southern (1/4/21)
FTM	n/a	
FTA	n/a	
Rebounds	6	vs. UNCG (12/1/20)
Assists	n/a	
Blocks	n/a	
Steals	2	at USC Upstate (12/12/20)
Turnovers	1	vs. UNCG (12/1/20)

### BIG SOUTH HIGHS (regular season only)

Points	6	at Charleston Southern (1/4/21)
Minutes	9	at USC Upstate (12/12/20)
FGM	2	three times
FGA	6	at USC Upstate (12/12/20)
3PTFGM	2	at Charleston Southern (1/4/21)
3PTFGA	4	at Charleston Southern (1/4/21)
FTM	n/a	
FTA	n/a	
Rebounds	1	two times
Assists	n/a	
Blocks	n/a	
Steals	2	at USC Upstate (12/12/20)
Turnovers	n/a	



## Sin'Cere McMahon

Guard / 6-1 / 167 / So.  
Indianapolis, Ind.  
(Western Carolina)

### CAREER HONORS

- n/a

### EXTRA DRIBBLE

- Averaging 7.5 ppg off the bench with 3.0 apg as well
- His four assists in the win over Mary Baldwin tied his career-high, set twice last season at Western Carolina
- Had two threes vs. Mary Baldwin, his sixth career game (22 games) and third off the bench with multiple threes
- His 10 points in the season opener was his 7th double-figure game
- Attended Crispus Attucks H.S. and finished with 1,648 career points
- Averaged 26.1 points, 4.8 assists, 4.0 rebounds as a senior
- Named Indianapolis City Player of the Year
- Was an Indiana All-Star Team selection and Second Team All-State Player

### 2021-22 GAME-BY-GAME

DATE	OPPONENT	MIN	FG	3FG	FT	REB	AST	T/O	BLK	STL	PTS
11/9	Mary Baldwin	20	3-6	2-4	2-2	0	4	0	0	0	10
11/3	Mercer	14	1-4	1-3	2-2	2	2	0	0	2	5
11/16	at MTSU										
11/20	at Vanderbilt										
11/22	at Washington St.										
11/27	at Washington										
12/1	Hartford										
12/4	at Coastal Carolina										
12/7	Furman										
12/11	Carver College										
12/15	at Elon										
12/21	at Mississippi St.										
12/31	Converse College										
1/5	at High Point										
1/8	Campbell										
1/12	UNC Asheville										
1/15	at Charleston Sou.										
1/19	at Presbyterian										
1/22	Gardner-Webb										
1/26	at USC Upstate										
1/29	at Longwood										
2/2	N.C. A&T										
2/5	at Hampton										
2/9	Radford										
2/12	Presbyterian										
2/16	at Gardner-Webb										
2/19	at UNC Asheville										
2/23	USC Upstate										
2/26	Charleston Sou.										

### CAREER STATS

				Field Goals		3-Point		F-Throws		Rebounds				Scoring						
SEASON	TEAM	GP-GS	MIN/AVG	FG-FGA	FG%	3FG-3FGA	3FG%	FT-FTA	FT%	OFF	DEF	TOT	AVG	PF-FO	A	TO	BLK	STL	PTS	AVG
2020-21	WCU	20-7	376/18.8	39-97	.402	22-53	.415	20-27	.741	4	31	35	1.8	29-0	29	23	0	9	120	6.0
2021-22	Win	2-0	34/17.1	4-10	.400	3-7	.429	4-4	1.000	0	2	2	1.0	1-0	6	0	0	2	15	7.5
TOTAL FOR Win		2-0	34/17.1	4-10	.400	3-7	.429	4-4	1.000	0	2	2	1.0	1-0	6	0	0	2	15	7.5
TOTAL		22-7	410/18.6	43-107	.402	25-60	.417	24-31	.774	4	33	37	1.7	30-0	35	23	0	11	135	6.1

### CAREER HIGHS

Points	20	Piedmont (11/30/20)
Minutes	38	at Chattanooga (2/17/21)
FGM	7	Piedmont (11/30/20)
FGA	11	two times
3PTFGM	6	Piedmont (11/30/20)
3PTFGA	8	Piedmont (11/30/20)
FTM	5	at VMI (1/27/21)
FTA	5	at VMI (1/27/21)
Rebounds	5	VMI (2/10/21)
Assists	4	three times
Blocks		
Steals	2	two times
Turnovers	4	two times

### BIG SOUTH HIGHS (regular season only)

Points	
Minutes	
FGM	
FGA	
3PTFGM	
3PTFGA	
FTM	
FTA	
Rebounds	
Assists	
Blocks	
Steals	
Turnovers	





3

Micheal Anumba

Guard / 6-5 / 220 / Sr.  
Reggio Emilia, Italy  
(Loreto H.S.)

## CAREER HONORS

- n/a

## EXTRA DRIBBLE

- Has grabbed four rebounds in each of the first two games and scored season-high seven points in the win over Mercer
- Had a career-high two blocks against Mercer
- In 2020-21 as he made a 43-of-54 with a career-best percentage of .796
- In 2019-20 he set career-bests in field goal percentage, three-point percentage, free throw percentage and rebounds per game
- Team is 23-8 when he grabs 5 or more rebounds in a game
- Started 29-of-30 games as a freshman (only sat senior day)
- Named Defensive Player of the Year in 2017 for Loreto
- Averaged 16.5 points, 6.6 rebounds, 2.3 assists as a senior
- Described by Deng Camp as a physical, head strong combo guard who uses body and touch to score in variety of ways
- Made the league All-Star Five in 2018

## 2021-22 GAME-BY-GAME

DATE	OPPONENT	MIN	FG	3FG	FT	REB	AST	T/O	BLK	STL	PTS
11/9	Mary Baldwin	16	1-3	1-3	2-2	4	0	2	0	0	5
11/3	Mercer	33	3-9	1-5	0-0	4	1	0	2	0	7
11/16	at MTSU										
11/20	at Vanderbilt										
11/22	at Washington St.										
11/27	at Washington										
12/1	Hartford										
12/4	at Coastal Carolina										
12/7	Furman										
12/11	Carver College										
12/15	at Elon										
12/21	at Mississippi St.										
12/31	Converse College										
1/5	at High Point										
1/8	Campbell										
1/12	UNC Asheville										
1/15	at Charleston Sou.										
1/19	at Presbyterian										
1/22	Gardner-Webb										
1/26	at USC Upstate										
1/29	at Longwood										
2/2	N.C. A&T										
2/5	at Hampton										
2/9	Radford										
2/12	Presbyterian										
2/16	at Gardner-Webb										
2/19	at UNC Asheville										
2/23	USC Upstate										
2/26	Charleston Sou.										

## CAREER STATS

				Field Goals		3-Point		F-Throws		Rebounds									Scoring	
SEASON	TEAM	GP-GS	MIN/AVG	FG-FGA	FG%	3FG-3FGA	3FG%	FT-FTA	FT%	OFF	DEF	TOT	AVG	PF-FO	A	TO	BLK	STL	PTS	AVG
2018-19	Win	30-29	709/23.6	68-143	.476	15-52	.288	57-81	.704	45	70	115	3.8	76-2	49	49	4	13	208	6.9
2019-20	Win	33-31	786/23.8	75-142	.528	26-61	.426	47-65	.723	53	78	131	4.0	87-6	29	41	2	28	223	6.8
2020-21	Win	25-25	608/24.3	52-117	.444	13-46	.283	43-54	.796	35	66	101	4.0	68-2	26	33	3	10	160	6.4
2021-22	Win	2-2	49/24.6	4-12	.333	2-8	.250	2-2	1.000	0	8	8	4.0	4-0	1	2	2	0	12	6.0
TOTAL		90-87	2152/23.9	199-414	.481	56-167	.335	149-202	.738	133	222	355	3.9	235-10	105	125	11	51	603	6.7

## CAREER HIGHS

Points	19	Pfeiffer (11/13/18)
Minutes	38	Gardner-Webb (1/11/20)
FGM	6	at SIUE (11/10/18)
FGA	10	at Garnder-Webb (2/16/19)
3PTFGM	3	Radford (2/10/20)
3PTFGA	4	seven times
FTM	9	Pfeiffer (11/13/18)
FTA	10	Pfeiffer (11/13/18)
Rebounds	11	at UNC Asheville (1/5/19)
Assists	7	two times
Blocks	2	Mercer (11/13/21)
Steals	3	(5) Longwood (3/4/21)
Turnovers	5	at Presbyterian College (1/26/19)

## BIG SOUTH HIGHS (regular season only)

Points	14	three times
Minutes	38	Gardner-Webb (1/11/20)
FGM	5	at Garnder-Webb (2/16/19)
FGA	10	at Garnder-Webb (2/16/19)
3PTFGM	3	Radford (2/10/20)
3PTFGAs	4	five times
FTM	8	Longwood (1/15/21)
FTA	8	two times
Rebounds	11	at UNC Asheville (1/5/19)
Assists	7	at UNC Asheville (1/5/19)
Blocks	1	three times
Steals	2	seven times
Turnovers	5	at Presbyterian College (1/26/19)



4

**Kelton Talford**  
 Forward / 6-7 / 195 / So.  
 Great Falls, S.C.  
 (Great Falls H.S.)

## CAREER HONORS

- n/a

## EXTRA DRIBBLE

- Scored a career-high 13 points in the season opener
- Tied career-high eight rebounds in the opener vs. Mary Baldwin
- Averaged 8.3 points, 4.3 rebounds in the 2021 Big South Tournament
- Tied his career-best of 12 points for the third time in the Jan. 19, 2021 game at PC
- Had 18 games with three or more rebounds as a freshman
- Had five games in double-figures, tying his career-high 12 points on three occasions
- Averaged 21 points, 11 rebounds and 2 blocks per game as a senior at Great Falls
- Is a four-time All-Region selection
- Is a three-time Regiona Player of the Year selection
- Named All-State three times
- In addition to basketball, he lettered in baseball (2017/2018) and football (2017-20)
- Helped lead Great Falls to the 2020 1A State Championship
- In high school career he scored over 1,500 points and had more than 750 rebounds

## 2021-22 GAME-BY-GAME

DATE	OPPONENT	MIN	FG	3FG	FT	REB	AST	T/O	BLK	STL	PTS
11/9	Mary Baldwin	14	5-9	0-0	3-4	8	0	1	1	1	13
11/3	Mercer	12	0-1	0-0	0-0	1	0	2	0	0	0
11/16	at MTSU										
11/20	at Vanderbilt										
11/22	at Washington St.										
11/27	at Washington										
12/1	Hartford										
12/4	at Coastal Carolina										
12/7	Furman										
12/11	Carver College										
12/15	at Elon										
12/21	at Mississippi St.										
12/31	Converse College										
1/5	at High Point										
1/8	Campbell										
1/12	UNC Asheville										
1/15	at Charleston Sou.										
1/19	at Presbyterian										
1/22	Gardner-Webb										
1/26	at USC Upstate										
1/29	at Longwood										
2/2	N.C. A&T										
2/5	at Hampton										
2/9	Radford										
2/12	Presbyterian										
2/16	at Gardner-Webb										
2/19	at UNC Asheville										
2/23	USC Upstate										
2/26	Charleston Sou.										

## CAREER STATS

				Field Goals		3-Point		F-Throws		Rebounds				Scoring						
SEASON	TEAM	GP-GS	MIN/AVG	FG-FGA	FG%	3FG-3FGA	3FG%	FT-FTA	FT%	OFF	DEF	TOT	AVG	PF-FO	A	TO	BLK	STL	PTS	AVG
2020-21	Win	25-0	338/13.5	59-97	.608	0-0	.000	24-45	.533	49	45	94	3.8	48-0	6	22	4	10	142	5.7
2021-22	Win	2-1	26/13.0	5-10	.500	0-0	.000	3-4	.750	4	5	9	4.5	1-0	0	3	1	1	13	6.5
TOTAL		27-1	364/13.5	64-107	.598	0-0	.000	27-49	.551	53	50	103	3.8	49-0	6	25	5	11	155	5.7

## CAREER HIGHS

Points	13
Minutes	21 at Charleston Southern (1/5/21)
FGM	6 two times
FGA	9 Mary Baldwin (11/9/21)
3PTFGM	n/a
3PTFGA	n/a
FTM	5 (5) Longwood (3/4/21)
FTA	7 (5) Longwood (3/4/21)
Rebounds	8 four times
Assists	1 five times
Blocks	2 at High Point (2/19/21)
Steals	2 three times
Turnovers	3 three times

## BIG SOUTH HIGHS (regular season only)

Points	12	two times
Minutes	21	at Charleston Southern (1/5/21)
FGM	6	two times
FGA	8	at Charleston Southern (1/5/21)
3PTFGM	n/a	
3PTFGA	n/a	
FTM	3	at USC Upstate (12/12/20)
FTA	6	two times
Rebounds	8	three times
Assists	1	four times
Blocks	2	at High Point (2/19/21)
Steals	2	three times
Turnovers	3	two times



5

**Patrick Good**  
Guard / 6-0 / 175 / Gr.  
Johnson City, Tenn.  
(East Tennessee St.)

### CAREER HONORS

- 2018-19 All-SoCON Third Team

### EXTRA DRIBBLE

- Posted 20 points off the off the bench to help the Eagles rally in the overtime win vs. Mercer
- Hit five threes in the win vs. Mercer
- Transfer from ETSU where he played two seasons
- Began collegiate career at Appalachian State where he played his freshman season before transferring to ETSU
- Scored a career-high 35 points at Western Carolina (1/26/19) and set an ETSU single-game record with 11 three-point field goals
- Had 26 games in double-figures in two seasons with ETSU
- Knocked down 87 threes in his first season at ETSU
- His 20 points vs. Mercer pushed him over 800 career points (805)
- He also surpassed 200 career threes with the five against Mercer (202)

### 2021-22 GAME-BY-GAME

DATE	OPPONENT	MIN	FG	3FG	FT	REB	AST	T/O	BLK	STL	PTS
11/9	Mary Baldwin	18	1-1	0-0	1-1	0	0	0	0	0	3
11/3	Mercer	32	7-11	5-9	1-3	3	0	0	0	4	20
11/16	at MTSU										
11/20	at Vanderbilt										
11/22	at Washington St.										
11/27	at Washington										
12/1	Hartford										
12/4	at Coastal Carolina										
12/7	Furman										
12/11	Carver College										
12/15	at Elon										
12/21	at Mississippi St.										
12/31	Converse College										
1/5	at High Point										
1/8	Campbell										
1/12	UNC Asheville										
1/15	at Charleston Sou.										
1/19	at Presbyterian										
1/22	Gardner-Webb										
1/26	at USC Upstate										
1/29	at Longwood										
2/2	N.C. A&T										
2/5	at Hampton										
2/9	Radford										
2/12	Presbyterian										
2/16	at Gardner-Webb										
2/19	at UNC Asheville										
2/23	USC Upstate										
2/26	Charleston Sou.										

### CAREER STATS (Career stats don't include freshman year from Appalachian State - Reached out to NCAA to figure out why it's being left out)

				Field Goals		3-Point		F-Throws		Rebounds											Scoring	
SEASON	TEAM	GP-GS	MIN/AVG	FG-FGA	FG%	3FG-3FGA	3FG%	FT-FTA	FT%	OFF	DEF	TOT	AVG	PF-FO	A	TO	BLK	STL			PTS	AVG
2018-19	ETSU	32-31	877/27.4	102-248	.411	87-223	.390	42-52	.808	12	61	73	2.3	30-0	60	36	3	26			333	10.4
2019-20	ETSU	33-20	764/23.1	75-203	.369	60-169	.355	36-44	.818	14	63	77	2.3	35-0	55	27	0	42			246	7.5
2021-22	Win	2-0	51/25.5	8-12	.667	5-9	.556	2-4	.500	0	3	3	1.5	5-0	0	0	0	4			23	11.5
TOTAL FOR Win		2-0	51/25.5	8-12	.667	5-9	.556	2-4	.500	0	3	3	1.5	5-0	0	0	0	4			23	11.5
TOTAL		67-51	1692/25.3	185-463	.400	152-401	.379	80-100	.800	26	127	153	2.3	70-0	115	63	3	72			602	9.0

### CAREER HIGHS

Points	35	at Western Carolina (1/26/19)
Minutes	35	two times
FGM	12	at Western Carolina (1/26/19)
FGA	18	at Western Carolina (1/26/19)
3PTFGM	11	at Western Carolina (1/26/19)
3PTFGA	17	at Western Carolina (1/26/19)
FTM	7	three times
FTA	9	at Samford (1/31/19)
Rebounds	6	four times
Assists	5	two times
Blocks	1	three times
Steals	4	three times
Turnovers	3	two times

### BIG SOUTH HIGHS (regular season only)

Points	
Minutes	
FGM	
FGA	
3PTFGM	
3PTFGA	
FTM	
FTA	
Rebounds	
Assists	
Blocks	
Steals	
Turnovers	



10

Cameron  
Whiteside

Guard / 6-5 / 187 / Jr.  
Thomasville, N.C.  
(UVA Wise)

## CAREER HONORS

- 2020-21 NABC All-Southeast District Team
- 2020-21 All-South Atlantic First Team
- 2019-20 All-South Atlantic Second Team
- 2019-20 VaSID All-State First Team

## EXTRA DRIBBLE

- Has not played for the Eagles this season
- Transfer from UVA Wise where averaged 21.1 points, 7.3 rebounds and 2.8 assists in 2020-21
- Scored a career-high 42 points vs. Tusculum (11/24/20)
- He was 18-for-19 at the foul line in that game vs. Tusculum
- Totaled 1,333 points and 473 rebounds in 48 career games at UVA Wise
- As a sophomore he led the South Atlantic Conference in scoring at 20.8 ppg
- That year he finished 2nd in the league in steals per game (2.0) and 5th in the league with 7.4 rebounds per game

## 2021-22 GAME-BY-GAME

DATE	OPPONENT	MIN	FG	3FG	FT	REB	AST	T/O	BLK	STL	PTS
11/9	Mary Baldwin					DNP					
11/3	Mercer					DNP					
11/16	at MTSU										
11/20	at Vanderbilt										
11/22	at Washington St.										
11/27	at Washington										
12/1	Hartford										
12/4	at Coastal Carolina										
12/7	Furman										
12/11	Carver College										
12/15	at Elon										
12/21	at Mississippi St.										
12/31	Converse College										
1/5	at High Point										
1/8	Campbell										
1/12	UNC Asheville										
1/15	at Charleston Sou.										
1/19	at Presbyterian										
1/22	Gardner-Webb										
1/26	at USC Upstate										
1/29	at Longwood										
2/2	N.C. A&T										
2/5	at Hampton										
2/9	Radford										
2/12	Presbyterian										
2/16	at Gardner-Webb										
2/19	at UNC Asheville										
2/23	USC Upstate										
2/26	Charleston Sou.										

## CAREER STATS

				Field Goals		3-Point		F-Throws		Rebounds										Scoring	
SEASON	TEAM	GP-GS	MIN/AVG	FG-FGA	FG%	3FG-3FGA	3FG%	FT-FTA	FT%	OFF	DEF	TOT	AVG	PF-FO	A	TO	BLK	STL	PTS	AVG	
2018-19	Wise	28-23	743/26.5	135-272	.496	53-134	.396	49-63	.778	48	88	136	4.9	71-1	55	30	11	36	372	13.3	
2019-20	Wise	28-28	961/34.3	201-397	.506	49-150	.327	130-173	.751	54	152	206	7.4	85-2	59	46	9	57	581	20.8	
2020-21	Wise	18-18	603/33.5	122-250	.488	20-68	.294	116-139	.835	31	100	131	7.3	52-1	51	46	2	27	380	21.1	
TOTAL FOR Win		0-0	0/0.0	0-0	.000	0-0	.000	0-0	.000	0	0	0	0.0	0-0	0	0	0	0	0	0.0	
TOTAL		74-69	2307/31.2	458-919	.498	122-352	.347	295-375	.787	133	340	473	6.4	208-4	165	122	22	120	1333	18.0	

## CAREER HIGHS

Points

Minutes

FGM

FGA

3PTFGM

3PTFGA

FTM

FTA

Rebounds

Assists

Blocks

Steals

Turnovers

## BIG SOUTH HIGHS (regular season only)

Points

Minutes

FGM

FGA

3PTFGM

3PTFGA

FTM

FTA

Rebounds

Assists

Blocks

Steals

Turnovers





## CAREER HONORS

- 2019-20 All-Big West Honorable Mention
- 2018-19 All-Big West Honorable Mention

## EXTRA DRIBBLE

- Has six assists in each of his first two games with the Eagles and just two turnovers
- Transferred from Missouri where he played 26 games last season
- Played first three years of career at Hawaii, leaving as the program's all-time leader in assists (437)
- Led the Big West Conference in assists for two consecutive season (2018-19 / 2019-20)
- Set a single-season record at Hawaii with 168 assists
- As a junior he was also second on the team in rebounding (4.5 rpg)

## 2021-22 GAME-BY-GAME

DATE	OPPONENT	MIN	FG	3FG	FT	REB	AST	T/O	BLK	STL	PTS
11/9	Mary Baldwin	16	0-0	0-0	2-3	1	6	2	1	0	2
11/3	Mercer	25	2-2	1-1	0-0	2	6	0	3	0	5
11/16	at MTSU										
11/20	at Vanderbilt										
11/22	at Washington St.										
11/27	at Washington										
12/1	Hartford										
12/4	at Coastal Carolina										
12/7	Furman										
12/11	Carver College										
12/15	at Elon										
12/21	at Mississippi St.										
12/31	Converse College										
1/5	at High Point										
1/8	Campbell										
1/12	UNC Asheville										
1/15	at Charleston Sou.										
1/19	at Presbyterian										
1/22	Gardner-Webb										
1/26	at USC Upstate										
1/29	at Longwood										
2/2	N.C. A&T										
2/5	at Hampton										
2/9	Radford										
2/12	Presbyterian										
2/16	at Gardner-Webb										
2/19	at UNC Asheville										
2/23	USC Upstate										
2/26	Charleston Sou.										

## CAREER STATS

				Field Goals		3-Point		F-Throws		Rebounds											Scoring	
SEASON	TEAM	GP-GS	MIN/AVG	FG-FGA	FG%	3FG-3FGA	3FG%	FT-FTA	FT%	OFF	DEF	TOT	AVG	PF-FO	A	TO	BLK	STL	PTS	AVG		
2017-18	Hawaii	30-27	850/28.3	85-212	.401	20-62	.323	53-81	.654	26	85	111	3.7	77-4	108	64	4	46	243	8.1		
2018-19	Hawaii	31-31	914/29.5	104-223	.466	16-60	.267	50-68	.735	47	86	133	4.3	80-1	168	71	8	28	274	8.8		
2019-20	Hawaii	30-30	1044/34.8	109-301	.362	27-103	.262	36-50	.720	27	109	136	4.5	70-1	161	82	5	28	281	9.4		
2020-21	Mizzou	26-0	356/13.7	16-51	.314	4-20	.200	12-23	.522	4	27	31	1.2	30-0	49	23	4	11	48	1.8		
2021-22	Win	2-2	41/20.4	2-2	1.000	1-1	1.000	2-3	.667	0	3	3	1.5	5-0	12	2	4	0	7	3.5		
TOTAL FOR Win		2-2	41/20.4	2-2	1.000	1-1	1.000	2-3	.667	0	3	3	1.5	5-0	12	2	4	0	7	3.5		
TOTAL		119-90	3205/26.9	316-789	.401	68-246	.276	153-225	.680	104	310	414	3.5	262-6	498	242	25	113	853	7.2		

## CAREER HIGHS

Points	25	San Francisco (11/29/19)
Minutes	44	at Cal Poly (2/8/20)
FGM	11	San Francisco (11/29/19)
FGA	19	San Francisco (11/29/19)
3PTFGM	3	four times
3PTFGA	7	two times
FTM	6	three times
FTA	10	Hawaii-Hilo (12/8/18)
Rebounds	11	at Cal Poly (2/8/20)
Assists	12	two times
Blocks	3	Mercer (11/13/21)
Steals	4	UC Irvine (3/8/18)
Turnovers	6	three times

## BIG SOUTH HIGHS (regular season only)

Points
Minutes
FGM
FGA
3PTFGM
3PTFGA
FTM
FTA
Rebounds
Assists
Blocks
Steals
Turnovers



12

**Cory Hightower**  
 Forward / 6-7 / 222 / R-Jr.  
 Flint, Mich.  
 (Western Carolina)

### CAREER HONORS

- 2019-20 Big South Conference Honorable Mention
- 2018-19 Big South All-Freshman Team
- 2-Time Big South Conference Freshman of the Week

### EXTRA DRIBBLE

- Hit the game-winning three with 4.2 seconds to play in overtime against Mercer
- Second on the team in scoring through two games (15.0 ppg) and is 6-of-10 behind the arc
- Scored a season-high 17 points in the win over Mercer
- Entered the season with 1,000 career points and now has 1,045 while he’s approaching the 550 rebound mark
- Transferred to Winthrop after a shortened season at Western Carolina
- Began career at Presbyterian College where he spent two seasons
- Recorded the first triple-double in PC D1 history with 16 points, 10 rebounds and 10 assists vs. Quinnipiac
- In that game he posted a career-high 10 assists
- Has seven career double-doubles and has scored in double-figures in 57 games
- Played in 19 games with 18 starts last season at Western Carolina
- Scored a career-high 26 points against Wofford (2/20/21)

### 2021-22 GAME-BY-GAME

DATE	OPPONENT	MIN	FG	3FG	FT	REB	AST	T/O	BLK	STL	PTS
11/9	Mary Baldwin	20	3-5	3-4	4-4	6	2	0	1	1	13
11/3	Mercer	26	6-13	3-6	2-2	4	1	3	0	0	17
11/16	at MTSU										
11/20	at Vanderbilt										
11/22	at Washington St.										
11/27	at Washington										
12/1	Hartford										
12/4	at Coastal Carolina										
12/7	Furman										
12/11	Carver College										
12/15	at Elon										
12/21	at Mississippi St.										
12/31	Converse College										
1/5	at High Point										
1/8	Campbell										
1/12	UNC Asheville										
1/15	at Charleston Sou.										
1/19	at Presbyterian										
1/22	Gardner-Webb										
1/26	at USC Upstate										
1/29	at Longwood										
2/2	N.C. A&T										
2/5	at Hampton										
2/9	Radford										
2/12	Presbyterian										
2/16	at Gardner-Webb										
2/19	at UNC Asheville										
2/23	USC Upstate										
2/26	Charleston Sou.										

### CAREER STATS

				Field Goals		3-Point		F-Throws		Rebounds										Scoring	
SEASON	TEAM	GP-GS	MIN/AVG	FG-FGA	FG%	3FG-3FGA	3FG%	FT-FTA	FT%	OFF	DEF	TOT	AVG	PF-FO	A	TO	BLK	STL		PTS	AVG
2018-19	Presb	36-35	881/24.5	126-265	.475	13-36	.361	75-100	.750	54	172	226	6.3	93-2	70	59	22	28		340	9.4
2019-20	Presb	31-31	1016/32.8	147-332	.443	28-101	.277	90-133	.677	34	154	188	6.1	79-3	79	83	11	32		412	13.3
2020-21	WCU	19-18	567/29.9	94-213	.441	16-62	.258	59-68	.868	17	100	117	6.2	48-3	41	59	5	21		263	13.8
2021-22	Win	2-2	47/23.5	9-18	.500	6-10	.600	6-6	1.000	0	10	10	5.0	4-0	3	3	1	1		30	15.0
TOTAL FOR Win		2-2	47/23.5	9-18	.500	6-10	.600	6-6	1.000	0	10	10	5.0	4-0	3	3	1	1		30	15.0
TOTAL		88-86	2511/28.5	376-828	.454	63-209	.301	230-307	.749	105	436	541	6.1	224-8	193	204	39	82		1045	11.9

### CAREER HIGHS

Points	26	Wofford (2/20/21)
Minutes	40	at Quinnipiac (11/23/19)
FGM	9	three times
FGA	20	at Chattanooga (2/17/21)
3PTFGM	3	five times
3PTFGA	7	two times
FTM	10	Winthrop (2/15/20)
FTA	13	Winthrop (2/15/20)
Rebounds	12	two times
Assists	10	at Quinnipiac (11/23/19)
Blocks	4	Boyce (11/15/18)
Steals	3	seven times
Turnovers	7	at Clemson (11/7/19)

### BIG SOUTH HIGHS (regular season only)

Points	21	at Radford (2/13/20)
Minutes	39	two times
FGM	8	three times
FGA	16	at Radford (2/13/20)
3PTFGM	2	seven times
3PTFGA	7	two times
FTM	10	Winthrop (2/15/20)
FTA	13	Winthrop (2/15/20)
Rebounds	12	at UNC Asheville (2/22/20)
Assists	6	three times
Blocks	3	two times
Steals	3	two times
Turnovers	5	three times



# 13

## Nate Buss

Guard / 5-11 / 175 / R-Sr.  
Verona, Wis.  
(Flagler College)

### CAREER HONORS

- 2nd Team All-Region (NJCAA Region 4) at Madison

### EXTRA DRIBBLE

- Played two minutes in the season opener and drilled a contested three from the wing for his first points as an Eagle
- Made the team as a walk-on
- Transferred from Flagler after sitting out the 2019-20 season
- Began collegiate career at Madison College where he played 27 games in each of his first two seasons
- As a sophomore at Madison he averaged 13 ppg and led the team with 66 made threes and earned Second Team All-Region Honors
- Scored a career-high 31 points on Nov. 9, 2018 at Anoka-Ramsey (5-of-8 from three in the game)
- Averaged 8.2 ppg as a freshman (10.5 in conference play)
- In his senior season at Verona High School he averaged 13.7 ppg, 7.1 apg and 3.2 rpg
- Finished career at Verona as the program's all-time leader in assists and 10th in career points
- Named Third Team All-Big Eight Conference as a senior at Verona, Honorable Mention All-Big Eight as a junior

### 2021-22 GAME-BY-GAME

DATE	OPPONENT	MIN	FG	3FG	FT	REB	AST	T/O	BLK	STL	PTS
11/9	Mary Baldwin	1	1-2	1-2	0-0	1	0	0	0	0	3
11/3	Mercer						DNP				
11/16	at MTSU										
11/20	at Vanderbilt										
11/22	at Washington St.										
11/27	at Washington										
12/1	Hartford										
12/4	at Coastal Carolina										
12/7	Furman										
12/11	Carver College										
12/15	at Elon										
12/21	at Mississippi St.										
12/31	Converse College										
1/5	at High Point										
1/8	Campbell										
1/12	UNC Asheville										
1/15	at Charleston Sou.										
1/19	at Presbyterian										
1/22	Gardner-Webb										
1/26	at USC Upstate										
1/29	at Longwood										
2/2	N.C. A&T										
2/5	at Hampton										
2/9	Radford										
2/12	Presbyterian										
2/16	at Gardner-Webb										
2/19	at UNC Asheville										
2/23	USC Upstate										
2/26	Charleston Sou.										

### CAREER STATS

				Field Goals		3-Point		F-Throws		Rebounds										Scoring	
SEASON	TEAM	GP-GS	MIN/AVG	FG-FGA	FG%	3FG-3FGA	3FG%	FT-FTA	FT%	OFF	DEF	TOT	AVG	PF-FO	A	TO	BLK	STL	PTS	AVG	
2020-21	Win	4-0	4/1.0	0-0	.000	0-0	.000	0-1	.000	0	0	0	0.0	0-0	0	0	0	0	0	0.0	
2021-22	Win	1-0	2/1.7	1-2	.500	1-2	.500	0-0	.000	0	1	1	1.0	1-0	0	0	0	0	3	3.0	
TOTAL		5-0	6/1.1	1-2	.500	1-2	.500	0-1	.000	0	1	1	0.2	1-0	0	0	0	0	3	0.6	

### CAREER HIGHS

Points	3	Mary Baldwin (11/9/21)
Minutes	2	Mary Baldwin (11/9/21)
FGM	1	Mary Baldwin (11/9/21)
FGA	1	Mary Baldwin (11/9/21)
3PTFGM	1	Mary Baldwin (11/9/21)
3PTFGA	1	Mary Baldwin (11/9/21)
FTM	n/a	
FTA	1	(8) High Point (3/1/21)
Rebounds	1	Mary Baldwin (11/9/21)
Assists	n/a	
Blocks	n/a	
Steals	n/a	
Turnovers	n/a	

### BIG SOUTH HIGHS (regular season only)

Points	n/a
Minutes	1 two times
FGM	n/a
FGA	n/a
3PTFGM	n/a
3PTFGA	n/a
FTM	n/a
FTA	n/a
Rebounds	n/a
Assists	n/a
Blocks	n/a
Steals	n/a
Turnovers	n/a



21

Jamal King
Guard / 6-5 / 230 / Jr.  
Goldsboro, N.C  
(Wayne Christian School)

## CAREER HONORS

- n/a

## EXTRA DRIBBLE

- Scoreless in the last two games but continues to provide quality minutes
- Tied for 3rd on the team with seven blocked shots
- Started the season 10-for-19 behind the arc, but is 4-for-29 in the last 18 games
- Had two blocks and two steals in the second game at Charleston Southern for the second time in a four-game stretch
- Scored a season-high 11 points in the win over Furman
- Grabbed a career-high five rebounds in the season opener and matched that in the first game of the Upstate series
- Had three double-figure games last season with a career-high 14 vs. Mid-Atlantic
- Came off the bench in all 32 appearances and had three or more rebounds in nine games in 2019-20
- Scored seven points in 10 minutes off the bench vs. Upstate (1/23/20)
- Had seven points in 12 minutes off the bench at Hampton (1/16/20)
- Was ranked 10th in the state of North Carolina according to ESPN
- Scored over 1,600 career points at Wayne Christian
- Named Player of the Year as a sophomore after averaging 22 points, 11 rebounds

## 2021-22 GAME-BY-GAME

DATE	OPPONENT	MIN	FG	3FG	FT	REB	AST	T/O	BLK	STL	PTS
11/9	Mary Baldwin	5	0-0	0-0	0-0	1	1	0	0	0	0
11/3	Mercer	DNP									
11/16	at MTSU										
11/20	at Vanderbilt										
11/22	at Washington St.										
11/27	at Washington										
12/1	Hartford										
12/4	at Coastal Carolina										
12/7	Furman										
12/11	Carver College										
12/15	at Elon										
12/21	at Mississippi St.										
12/31	Converse College										
1/5	at High Point										
1/8	Campbell										
1/12	UNC Asheville										
1/15	at Charleston Sou.										
1/19	at Presbyterian										
1/22	Gardner-Webb										
1/26	at USC Upstate										
1/29	at Longwood										
2/2	N.C. A&T										
2/5	at Hampton										
2/9	Radford										
2/12	Presbyterian										
2/16	at Gardner-Webb										
2/19	at UNC Asheville										
2/23	USC Upstate										
2/26	Charleston Sou.										

## CAREER STATS

				Field Goals		3-Point		F-Throws		Rebounds											Scoring	
SEASON	TEAM	GP-GS	MIN/AVG	FG-FGA	FG%	3FG-3FGA	3FG%	FT-FTA	FT%	OFF	DEF	TOT	AVG	PF-FO	A	TO	BLK	STL	PTS	AVG		
2019-20	Win	33-0	296/9.0	39-94	.415	24-62	.387	5-12	.417	19	44	63	1.9	39-0	13	22	7	6	107	3.2		
2020-21	Win	24-0	264/11.0	33-86	.384	14-49	.286	7-15	.467	17	32	49	2.0	37-1	9	13	7	11	87	3.6		
2021-22	Win	1-0	5/5.4	0-0	.000	0-0	.000	0-0	.000	0	1	1	1.0	0-0	1	0	0	0	0	0.0		
TOTAL		58-0	565/9.7	72-180	.400	38-111	.342	12-27	.444	36	77	113	1.9	76-1	23	35	14	17	194	3.3		

## CAREER HIGHS

Points	14	Mid-Atlantic Christian (11/16/19)
Minutes	19	vs. UNCG (12/1/20)
FGM	5	Mid-Atlantic Christian (11/16/19)
FGA	7	Furman (12/19/20)
3PTFGM	4	Mid-Atlantic Christian (11/16/19)
3PTFGA	5	four times
FTM	2	two times
FTA	4	Campbell (12/30/20)
Rebounds	6	Campbell (12/30/20)
Assists	2	three times
Blocks	3	Pfeiffer (11/25/19)
Steals	2	three times
Turnovers	4	Campbell (12/30/20)

## BIG SOUTH HIGHS (regular season only)

Points	11	UNC Asheville (2/1/20)
Minutes	14	three times
FGM	4	two times
FGA	5	seven times
3PTFGM	3	at USC Upstate (12/13/20)
3PTFGA	4	three times
FTM	2	two times
FTA	4	Campbell (12/30/20)
Rebounds	6	Campbell (12/30/20)
Assists	1	seven times
Blocks	2	three times
Steals	2	two times
Turnovers	4	Campbell (12/30/20)





# 30

## D.J. Burns Jr.

Forward / 6-9 / 275 / R-Jr.  
Rock Hill, S.C.  
(Tennessee)

### CAREER HONORS

- 2021-22 Big South Preseason Player of the Year
- 2021 Big South Conference All-Tournament Team
- 2020-21 All-Big South Honorable Mention / 2019-20 All-Big South Second Team
- 2020-21 & 2021-22 Preseason All-Big South (1st Team)
- 2019-20 Big South Freshman of the Year
- Big South Conference Freshman of the Week (11/18/19 - 1/6/20 - 1/20/20 - 1/27/20 - 2/10/20)
- Wade Houston Tip-off All-Tourney Team

### EXTRA DRIBBLE

- Scored career-high 30 points in the season opener vs. Mary Baldwin
- Followed that up with 16 points off the bench vs. Mercer (12 points in second half)
- Approaching 700 career points and 250 career rebounds
- Tied his career-high with eight rebounds against Mercer
- Scored game-high 22 points in the 2021 Big South title game as he was 11-for-12 from the floor (his second 22 point game in the last five contests)
- Averaged 13.3 points, 4.0 rebounds and shot 68 percent from the floor in the Big South Tournament
- Finished third on the team in scoring as a freshman last year (11.9 ppg)
- Scored team-high 16 points off the bench in Big South Championship win over Hampton
- Finished the season with 394 points, second most in a single-season by a freshman in program history
- Led the Big South in field goal percentage (.583) last season
- Transfer from the University of Tennessee and is eligible to play the 2019-20 season
- Recorded over 1,000 points and 1,000 rebounds in his career at York Prep Academy
- According to the 247Sports.com industry composite for the Class of 2018, Burns was rated as a four-star recruit and the third-ranked prospect in the state of South Carolina
- Named the nation's 12th-ranked center and rated 103rd among all prospects by 247Sports.com

### 2021-22 GAME-BY-GAME

DATE	OPPONENT	MIN	FG	3FG	FT	REB	AST	T/O	BLK	STL	PTS
11/9	Mary Baldwin	22	13-17	0-1	4-7	6	2	0	0	0	30
11/3	Mercer	24	8-12	0-0	0-1	8	2	1	0	1	16
11/16	at MTSU										
11/20	at Vanderbilt										
11/22	at Washington St.										
11/27	at Washington										
12/1	Hartford										
12/4	at Coastal Carolina										
12/7	Furman										
12/11	Carver College										
12/15	at Elon										
12/21	at Mississippi St.										
12/31	Converse College										
1/5	at High Point										
1/8	Campbell										
1/12	UNC Asheville										
1/15	at Charleston Sou.										
1/19	at Presbyterian										
1/22	Gardner-Webb										
1/26	at USC Upstate										
1/29	at Longwood										
2/2	N.C. A&T										
2/5	at Hampton										
2/9	Radford										
2/12	Presbyterian										
2/16	at Gardner-Webb										
2/19	at UNC Asheville										
2/23	USC Upstate										
2/26	Charleston Sou.										

### CAREER STATS

SEASON	TEAM	GP-GS	MIN/AVG	Field Goals		3-Point		F-Throws		Rebounds				Scoring						
				FG-FGA	FG%	3FG-3FGA	3FG%	FT-FTA	FT%	OFF	DEF	TOT	AVG	PF-FO	A	TO	BLK	STL	PTS	AVG
2019-20	Win	33-16	576/17.5	175-300	.583	0-3	.000	44-77	.571	55	80	135	4.1	81-3	41	76	23	17	394	11.9
2020-21	Win	25-24	394/15.8	114-196	.582	0-1	.000	25-41	.610	29	55	84	3.4	51-1	14	25	12	15	253	10.1
2021-22	Win	2-1	46/23.0	21-29	.724	0-1	.000	4-8	.500	4	10	14	7.0	4-0	4	1	0	1	46	23.0
TOTAL		60-41	1016/16.9	310-525	.590	0-5	.000	73-126	.579	88	145	233	3.9	136-4	59	102	35	33	693	11.6

### CAREER HIGHS

Points	23	at Charleston Southern (1/30/20)
Minutes	27	at ETSU (11/14/19)
FGM	11	at Charleston Southern (1/30/20)
FGA	14	two times
3PTFGM	n/a	
3PTFGA	1	two times
FTM	6	three times
FTA	9	Gardner-Webb (1/11/20)
Rebounds	8	two times
Assists	3	four times
Blocks	3	two times
Steals	2	three times
Turnovers	5	at Gardner-Webb (2/13/20)

### BIG SOUTH HIGHS (regular season only)

Points	23	at Charleston Southern (1/30/20)
Minutes	25	at Radford (1/20/20)
FGM	11	at Charleston Southern (1/30/20)
FGA	14	two times
3PTFGM	n/a	
3PTFGA	n/a	
FTM	6	two times
FTA	9	Gardner-Webb (1/11/20)
Rebounds	8	at Radford (1/20/20)
Assists	3	at Gardner-Webb (2/13/20)
Blocks	3	two times
Steals	2	three times
Turnovers	5	at Gardner-Webb (2/13/20)

Points	20	UNC Asheville (1/28/21)
Minutes	20	at USC Upstate (12/13/20)
FGM	7	UNC Asheville (1/28/21)
FGA	9	at USC Upstate (12/13/20)
3PTFGM	6	UNC Asheville (1/28/21)
3PTFGA	9	at Radford (2/11/21)
FTM	4	at USC Upstate (12/13/20)
FTA	4	at USC Upstate (12/13/20)
Rebounds	5	at Radford (2/12/21)
Assists	3	at High Point (2/19/21)
Blocks	n/a	
Steals	2	at USC Upstate (12/13/20)
Turnovers	2	at USC Upstate (12/13/20)



# 33

## Chase Claxton

Forward / 6-7 / 185 / So.  
Greenville, S.C.  
(Legacy Early College)

### CAREER HONORS

- n/a

### EXTRA DRIBBLE

- Posted 10th career double-figure game with 10 points vs. Mary Baldwin
- Has at least one block in four of the last seven games
- Career-best three blocks in the win over PC (Jan. 20)
- 2020-21 season-high 14 points in the win over Campbell on Dec. 31
- Had 10 games of four or more rebounds last season
- In 2019-20 he had 115 free throw attempts, 2nd most by any freshman in program history
- His 66 made free throws were the 3rd most by a Winthrop freshman
- Scored career-high 19 points in 19 minutes in the win over UNC Asheville on Feb. 1, 2020
- Was one of about 6-7 D1 prospects that played for Legacy Early College
- As a senior he averaged 9.2 points, 5.1 rebounds, 2.7 assists, 1.7 blocks and 1.4 steals for Legacy Early College
- Father Charles Claxton played basketball for the University of Georgia and was a second round pick of the Phoenix Suns
- His brother Nicolas Claxton plays for the Brooklyn Nets
- Played on same AAU team as current teammate Russell Jones Jr.

### 2021-22 GAME-BY-GAME

DATE	OPPONENT	MIN	FG	3FG	FT	REB	AST	T/O	BLK	STL	PTS
11/9	Mary Baldwin	18	4-7	2-3	0-0	7	2	1	0	0	10
11/3	Mercer	17	0-0	0-0	1-6	2	0	0	2	0	0
11/16	at MTSU										
11/20	at Vanderbilt										
11/22	at Washington St.										
11/27	at Washington										
12/1	Hartford										
12/4	at Coastal Carolina										
12/7	Furman										
12/11	Carver College										
12/15	at Elon										
12/21	at Mississippi St.										
12/31	Converse College										
1/5	at High Point										
1/8	Campbell										
1/12	UNC Asheville										
1/15	at Charleston Sou.										
1/19	at Presbyterian										
1/22	Gardner-Webb										
1/26	at USC Upstate										
1/29	at Longwood										
2/2	N.C. A&T										
2/5	at Hampton										
2/9	Radford										
2/12	Presbyterian										
2/16	at Gardner-Webb										
2/19	at UNC Asheville										
2/23	USC Upstate										
2/26	Charleston Sou.										

### CAREER STATS

				Field Goals		3-Point		F-Throws		Rebounds											Scoring	
SEASON	TEAM	GP-GS	MIN/AVG	FG-FGA	FG%	3FG-3FGA	3FG%	FT-FTA	FT%	OFF	DEF	TOT	AVG	PF-FO	A	TO	BLK	STL			PTS	AVG
2019-20	Win	34-15	702/20.6	85-110	.773	0-5	.000	66-115	.574	59	71	130	3.8	94-4	19	19	16	18			236	6.9
2020-21	Win	23-1	449/19.5	37-63	.587	0-7	.000	24-38	.632	41	41	82	3.6	48-1	7	10	16	16			98	4.3
2021-22	Win	2-0	36/17.8	4-7	.571	2-3	.667	1-6	.167	3	6	9	4.5	1-0	2	1	2	0			11	5.5
TOTAL		59-16	1186/20.1	126-180	.700	2-15	.133	91-159	.572	103	118	221	3.7	143-5	28	30	34	34			345	5.8

### CAREER HIGHS

Points	19	UNC Asheville (2/1/20)
Minutes	30	Gardner-Webb (1/11/20)
FGM	7	UNC Asheville (2/1/20)
FGA	8	three times
3PTFGM		
3PTFGA	1	11 times
FTM	6	Mid-Atlantic Christian (11/16/19)
FTA	10	UNC Asheville (2/1/20)
Rebounds	9	two times
Assists	3	two times
Blocks	3	two times
Steals	3	(8) High Point (3/1/21)
Turnovers	3	Campbell (12/31/20)

### BIG SOUTH HIGHS (regular season only)

Points	19	UNC Asheville (2/1/20)
Minutes	30	Gardner-Webb (1/11/20)
FGM	7	UNC Asheville (2/1/20)
FGA	8	two times
3PTFGM		
3PTFGA	1	three times
FTM	6	Gardner-Webb (1/11/20)
FTA	10	UNC Asheville (2/1/20)
Rebounds	9	two times
Assists	3	USC Upstate (1/23/20)
Blocks	3	at Presbyterian College (1/20/21)
Steals	3	(8) High Point (3/1/21)
Turnovers	3	Campbell (12/31/20)